

The Auditor-General

**Aggregate  
Financial Statement  
prepared by the  
Minister for Finance and  
Administration**

---

**Year ended 30 June 1997**

© Commonwealth  
of Australia 1997

ISSN 1036-7632

ISBN 0 644 39144 8

This work is copyright. Apart from any use as permitted under the *Copyright Act 1968*, no part may be reproduced by any process without prior written permission from the Australian National Audit Office. Requests and inquiries concerning reproduction and rights should be addressed to the  
Publications Manager  
Australian National Audit Office  
GPO Box 707, Canberra ACT 2601.



Canberra ACT  
20 January 1998

Dear Madam President  
Dear Mr Speaker

In accordance with the authority contained in the *Auditor-General Act 1997*, I today approve for transmittal to the Parliament the following:

- my report on the accompanying Aggregate Financial Statement prepared by the Minister for Finance and Administration;
- certificates prepared in accordance with section 70D of the *Audit Act 1901*.

Pursuant to section 52 of the *Audit Act 1901*, there have been no orders received under sub-section 37(2) of the Act, nor have there been any cases or statements of fact put before the Attorney-General under section 15 of the Act.

A handwritten signature in black ink, appearing to read 'P. J. Barrett'. The signature is fluid and cursive, with the first letters of the first and last names being capitalized and prominent.

Yours sincerely

P. J. Barrett  
Auditor-General

The Honourable the President of the Senate  
The Honourable the Speaker of the House of Representatives  
Parliament House  
Canberra ACT

The Auditor-General is head of the Australian National Audit Office. The ANAO assists the Auditor-General to carry out his duties under the *Auditor-General Act 1997* to undertake performance audits and financial statement audits of Commonwealth public sector bodies and to provide independent reports and advice for the Parliament, the Government and the community. The aim is to improve Commonwealth public sector administration and accountability.

Auditor-General reports are available from Commonwealth Government Bookshops. Recent titles are shown at the back of this report.

For further information contact:

The Publications Manager  
Australian National Audit Office  
GPO Box 707 Canberra ACT 2601  
telephone (02) 6203 7537  
fax (02) 6203 7798

Information on ANAO audit reports and Activities is available at the following Internet address:

<http://www.anao.gov.au>

---

# Contents

|  |     |
|--|-----|
| Independent Audit Report on the Minister for Finance and<br>Administration Aggregate Financial Statement | vii |
| Audit Act Section 70D certificates   | ix  |
| Aggregate Financial Statement  | xi  |
| Series titles  | 49  |





## **INDEPENDENT AUDIT REPORT ON THE AGGREGATE FINANCIAL STATEMENT PREPARED BY THE MINISTER FOR FINANCE AND ADMINISTRATION**

### **Scope**

I have audited the Aggregate Financial Statement Prepared by the Minister for Finance and Administration for the year ended 30 June 1997.

The Aggregate Financial Statement comprises:

- Fund and Public Account Balances
- Consolidated Revenue Fund
- Trust Fund
- Loan Fund
- Budget Outcome 1996-97
- Directions and Determinations by the Minister for Finance and Administration, and
- Further Information relating to the Financial Affairs of the Commonwealth.

The Minister for Finance and Administration is responsible for the preparation and presentation of the financial statement and the information it contains. The Minister's report identifies the accounting and legal framework used in accounting for Commonwealth moneys and the adoption of the cash basis of accounting whereby revenue is recorded when it is received and expenditure is recorded when it is paid. I have conducted an independent audit of the Aggregate Financial Statement in order to express an opinion on it.

The audit has been conducted in accordance with Australian National Audit Office Auditing Standards which incorporate Australian Auditing Standards, to provide reasonable assurance as to whether the financial statement is free of material misstatement. Audit procedures included examination, on a test basis, of the evidence supporting the amounts and other disclosures in the financial statement and the evaluation of accounting policies and significant accounting estimates. The procedures have been undertaken to form an opinion whether, in all material respects, the financial statement is presented fairly, in accordance with Australian Accounting Standards and other mandatory professional reporting requirements applicable to public sector reporting entities employing a cash basis of accounting, so as to present a view which is

consistent with my understanding of the Consolidated Revenue Fund, the Loan Fund and the Trust Fund.


Page 2 of the Aggregate Financial Statement commentary titled 'Departmental Financial Statements' reported on qualified audit reports which were issued for financial statements prepared by Departmental Secretaries in respect to receipts and expenditures of the Consolidated Revenue Fund. These qualifications did not have a material impact on the information reported in the Aggregate Financial Statement.

The audit opinion expressed in this report has been formed on the above basis.

### **Audit Opinion**

In accordance with sub-section 51(1) of the Audit Act; and I now report that in my opinion, the financial statement:

- is in agreement with the accounts and records kept in accordance with section 40 of the Act; and
- presents fairly, in accordance with the Australian Accounting Standards applicable to public service entities employing the cash basis of accounting, the transactions and balances of the Consolidated Revenue Fund, the Loan Fund and the Trust Fund for the year ended 30 June 1997, and certain other matters at that date.



P.J. Barrett

Auditor-General

22 December 1997



COMMONWEALTH OF AUSTRALIA

AUDIT ACT 1901

CERTIFICATE UNDER SUB-SECTION 70D(5)

I, Daryl Williams, the Attorney-General of the Commonwealth, being, for the purpose of sub-section 70D(5) of the *Audit Act 1901*, the responsible Minister in respect of the Australian Security Intelligence Organization and having received from the Auditor-General a notification, under that sub-section, of the total of the amounts that, according to the accounts of, or relating to, that Organization audited by him, were, during the financial year that commenced on 1 July 1996, allocated for crediting to exempt accounts of that Organization, hereby certify:

- (a) that the moneys shown in those exempt accounts as having been expended for a purpose or service specified in those exempt accounts during that financial year were properly expended in respect of that service or purpose and in the public interest;
- (b) that the amount standing to the credit of those exempt accounts at the end of the financial year:
  - (i) was held partly in cash and partly on deposit with a bank;
  - (ii) did not equal the amount ascertained by aggregating the amount standing to the credit of those exempt accounts at the commencement of that financial year and the total specified in the above-mentioned notification and subtracting from that aggregate the total of the moneys referred to in paragraph (a); and
  - (iii) differed from the amount ascertained by the aggregation referred to in paragraph (b)(ii) above by reason of the transfer of funds from the exempt accounts to the Organization's non-exempt accounts and also by reason of miscellaneous receipts credited to the exempt accounts, in addition to the amounts allocated for crediting to the exempt accounts referred to above;
- (c) that the exempt accounts were inspected and audited; and
- (d) that a number of immaterial irregularities or deficiencies in the exempt accounts was disclosed during the financial year and these have been resolved or rectified.

Dated this 25th day of September 1997

*Daryl Williams*  
ATTORNEY-GENERAL

COMMONWEALTH OF AUSTRALIA

AUDIT ACT 1901

CERTIFICATE UNDER SUB-SECTION 70D(5)

I, ALEXANDER DOWNER, the Minister of State for Foreign Affairs, being, for the purpose of Sub-section 70D(5) of the Audit Act 1901, the responsible Minister in respect of the Australian Secret Intelligence Service and having received from the Auditor-General a notification, under that Sub-section, of the total of the amounts that, according to the accounts of, or relating to, that Service audited by him, were, during this financial year that commenced on 1 July 1996, allocated for crediting to exempt accounts of that Service, hereby certify:

- a. that the monies shown in the exempt accounts as having been expended for a purpose of service specified in those exempt accounts during that financial year were properly expended in respect of that service or purpose and in the public interest;
- b. that the amount standing to the credit of those exempt accounts at the end of the financial year:
  - i. was held partly in cash and partly on deposit with a bank;
  - ii. equalled the amount ascertained by aggregating the amount standing to the credit of those exempt accounts at the commencement of that financial year and the total specified in the abovementioned notification and subtracting from that aggregate the total of the monies referred to in paragraph a;
- c. that the exempt accounts and assets were inspected and audited; and
- d. the Internal Auditor also noted that the full integration of accounting systems and related controls over certain administered funds remains incomplete. Action to complete the integration is in progress.

Dated the

*11th*

day of

*September* 1997

*Alexander Downer*

Minister of State  
for Foreign Affairs

**THE PARLIAMENT OF THE COMMONWEALTH OF AUSTRALIA**

**AGGREGATE FINANCIAL  
STATEMENT  
PREPARED BY THE  
MINISTER FOR FINANCE AND  
ADMINISTRATION**

**Pursuant to section 50AB of the  
Audit Act 1901**

**For the year ended 30 June 1997**





MINISTER FOR FINANCE AND ADMINISTRATION

9 DEC 1997

Mr P J Barrett, AM  
Auditor-General  
Australian National Audit Office  
CANBERRA ACT 2600

Dear Mr Barrett

In accordance with the provisions of section 50AB of the *Audit Act 1901*, I transmit to you the Aggregate Financial Statement in respect of the financial year ended 30 June 1997.

Yours sincerely

A handwritten signature in black ink, appearing to read 'John Fahey'.

JOHN FAHEY



# AGGREGATE FINANCIAL STATEMENT 1996-97

## CONTENTS

| Section   | Number of<br>Table | Page |
|---|--------------------|------|
| <b>INTRODUCTION</b>   |                    | 1    |
| <b>I. AGGREGATE FINANCIAL STATEMENT 1996-97</b>   |                    |      |
| <b>(a) FUND AND PUBLIC ACCOUNT BALANCES</b>   |                    |      |
| Transactions and Balances 1996-97   | 1                  | 5    |
| Cash Balances at 30 June 1997   | 2                  | 6    |
| <b>(b) CONSOLIDATED REVENUE FUND</b>  |                    |      |
| Summary of Receipts and Expenditure 1996-97   | 3                  | 8    |
| Summary of Taxation Receipts 1996-97  | 4                  | 8    |
| Summary of Receipts 1996-97   | 5                  | 9    |
| Summary of Expenditure from Appropriations 1996-97  | 6                  | 10   |
| Issues and Expenditure from the Advances to the Minister for Finance  | 6 (a) and (b)      | 13   |
| Amounts Appropriated Pursuant to Section 35 of the Audit Act  | 6 (c)              | 14   |
| Issues from the Provision For Running Costs Borrowings  | 6 (d)              | 15   |
| <b>(c) TRUST FUND</b>   |                    |      |
| Summary   | 7                  | 17   |
| <b>(d) LOAN FUND</b>  |                    |      |
| Summary   | 8                  | 28   |
| <b>II. BUDGET OUTCOME 1996-97</b>   |                    |      |
| Reconciliation of the transactions of the Consolidated Revenue Fund, Loan Fund and Trust Fund with Budget Outlays and Revenue 1996-97 | 9                  | 30   |
| Reconciliation between Outlays in Table 9 and Expenditure from Appropriations of the Consolidated Revenue Fund 1996-97                | 10                 | 31   |
| Reconciliation between Revenue in Table 9 and Receipts of the Consolidated Revenue Fund 1996-97                                       | 11                 | 32   |
| <b>III. DIRECTIONS AND DETERMINATIONS BY THE MINISTER FOR FINANCE AND ADMINISTRATION</b>  |                    | 33   |
| <b>IV. FURTHER INFORMATION RELATING TO THE FINANCIAL AFFAIRS OF THE COMMONWEALTH</b>  |                    |      |
| Commonwealth Departments, Trusts, Other Agencies and Entities as at 30 June 1997  | 12                 | 35   |





# Introduction

## AGGREGATE FINANCIAL STATEMENT OF THE MINISTER FOR FINANCE AND ADMINISTRATION

In accordance with the provisions of section 50AB of the *Audit Act 1901*, the Minister for Finance and Administration is required to prepare a financial statement providing particulars of the total receipts and expenditures, during the financial year, of the Consolidated Revenue Fund, the Loan Fund and the Trust Fund.

The Minister for Finance and Administration's financial statement presents only aggregate information on the receipts and expenditures of the Consolidated Revenue Fund, the Trust Fund and the Loan Fund. In addition it provides a reconciliation of the Funds' transactions and the Budget outcome for the year, and some further information relating to the financial affairs of the Commonwealth.

This statement reports on receipts and expenditures of the Commonwealth Public Account recorded in the Finance ledger system (the Ledger) as at 30 June 1997 and retrospective adjustments to correct misposting requested by Departments and approved by the Department of Finance and Administration. The statement may differ from departmental financial statements where departments have made subsequent adjustments to their accounts.

Details included in each section of the Aggregate Financial Statement are outlined hereunder.

**SECTION I** discloses the aggregate receipts and expenditures of the three Funds and the cash and investments balances of the Funds. Where applicable, Budget estimates or appropriations are also shown.

**SECTION II** of the statement provides a reconciliation of the actual Budget outcome in terms of outlays and revenue with the transactions of the three Funds.

**SECTION III** of the statement contains particulars of directions made by the Minister for Finance and Administration pursuant to section 35A of the *Audit Act* to enable moneys appropriated for a particular purpose to continue to be available for the purpose where responsibility for a function has been transferred between departments. Details of approved waivers are also disclosed.

**SECTION IV** of the statement provides a listing of Commonwealth departments, trusts, other agencies and entities.

Amounts in the statement have been rounded to the nearer dollar. All totals are the rounded additions of unrounded figures.

## ACCOUNTING AND LEGAL FRAMEWORK

The accounting and legal framework underlying Commonwealth Government financial transactions derives from the Australian Constitution and the *Audit Act 1901*.

The Constitution establishes the Commonwealth's rights and responsibilities in financial matters including the basic requirement for Parliament's power to legislate for the levying of taxes and for the borrowing of money on the public credit of the Commonwealth; the exclusive right to impose duties of customs and excise; and the power to grant financial assistance to the States. It requires that all moneys raised or received by the Executive form one Consolidated Revenue Fund to be appropriated for the purposes of the Commonwealth and that no moneys may be expended except under an appropriation made by law provided that such appropriation shall first be recommended by the Governor-General to the Parliament on the advice of the Executive.

The *Audit Act* sets the ground rules for the conduct of the Commonwealth's financial affairs. It provides, among other things, that moneys may not be disbursed unless the Minister for Finance and Administration has signed an authorisation to draw from the Commonwealth Public Account money for certain services and purposes. It also covers other matters such as the statutory rights and responsibilities of officers through whom revenues and payments are administered, the audit of the public accounts, and the preparation of, and the reporting to Parliament by the Auditor-General on the Aggregate Financial Statement prepared by the Minister for Finance and Administration.

The Audit Act is supported by subordinate legislation comprising the Finance Regulations and Finance Directions (including overseas regulations and directions). These consist of operational provisions pertaining to the accounting system which essentially elaborate upon the broad requirements of the Audit Act.

## ACCOUNTING BASIS

The primary method of recording Commonwealth Government financial transactions is on a cash basis. That is, receipts are brought to account in the period received and expenditure is accounted for when the disbursement is made. This contrasts with the accrual basis now adopted in the financial statements of Commonwealth statutory authorities and all departments, whereby receipts are brought to account as they are earned or become due (even if not collected) and expenditure is recorded when a liability is incurred (whether or not payment is made in the accounting period).

This Statement, which is prepared wholly on a cash basis, includes intra and inter Fund receipts and expenditures, and intra and inter departmental receipts and expenditures, as recorded in the Ledger.

## DEPARTMENTAL FINANCIAL STATEMENTS

The audit reports issued in respect of several departmental financial statements refer to breaches of legislation, non-compliance with the Financial Statement Guidelines of Commonwealth Departments, and other matters. The matters relevant to the Aggregate Financial Statement are:

*Australian Security Intelligence Organization* - The Auditor-General was unable to form an opinion on receipts to and expenditure from those accounts declared exempt by the Attorney-General under subsection 70D(1) of the *Audit Act 1901*.

*Commonwealth Superannuation Administration* - ComSuper was unable to determine the amount due for superannuation pay-as-you-go contributions and emerging costs contributions from approved authorities for 1996-97.

*Australian Secret Intelligence Service* - The Auditor-General was unable to form an opinion on receipts to and expenditure from those accounts declared exempt by the Minister for Foreign Affairs under subsection 70D(1) of the *Audit Act 1901*.

## THE THREE FUNDS

All Commonwealth Government accounting transactions are recorded in the Commonwealth Public Account (CPA). The CPA reflects the operations of three separate funds - the Consolidated Revenue Fund (CRF), the Trust Fund and the Loan Fund.

The CRF is the principal working fund of the Commonwealth and is mainly financed by taxation, fees and other current receipts. The Constitution requires an appropriation of moneys by the Parliament before any expenditure can be made from the CRF.

The Loan Fund and the Trust Fund are established in accordance with the provisions of the Audit Act. All moneys raised by loan on the public credit of the Commonwealth are credited to the Loan Fund. Expenditures from the Loan Fund are limited to the purpose or purposes for which moneys were originally raised as specified in the Acts authorising moneys to be borrowed.

The Trust Fund comprises 'trustee funds', the 'working accounts' of certain government agencies and other funds.

A schematic diagram of the Commonwealth's accounting framework is shown in Figure 1.

Further details on the three Funds can be found in Section I 'Aggregate Financial Statement 1996-97'.

## ALTERNATIVE CLASSIFICATIONS OF COMMONWEALTH FINANCIAL TRANSACTIONS

Since the framework of government accounting practice was formalised in the Constitution and the Audit Act there have been substantial developments both in economic theory and in the role of the Government in the economy. With these developments has come a demand for new uses for statistics on the Government's financial transactions that could not have been envisaged by those who designed a system to meet the needs of the day at the time of Federation.

While the recording of government transactions between the CRF, the Loan Fund and the Trust Fund is made on other than economic criteria, it is possible to reclassify the recorded figures to produce a picture of government transactions that has an economic rather than a purely accounting relevance.

### *1996-97 Budget Outcome*

Tables 9-11 of the statement reflect reconciliations of the transactions of the three Funds with the Budget outcome in terms of Outlays and Revenue. Outlays and Revenue are economic concepts expressed as net amounts and indicate net money flows (to and from the CPA). Outlays and Revenue provide a measure of the volume of economic activity allocated through government action rather than through the operation of market mechanisms. Receipts from business-type activities and intra-governmental charging are therefore deducted in the calculation of these measures and, to align with international accounting standards, proceeds from the sale of assets and repayments of advances are also deducted. Further explanation of these concepts may be found in Statement 7 of Budget Paper No. 1 entitled Budget Strategy and Outlook 1997-98.

### *Other Sources of Financial Information*

An important source of data on the Commonwealth's accounts prepared on a monthly basis is the Statement of Commonwealth Financial Transactions published by the Minister for Finance and Administration pursuant to section 49 of the Audit Act which presents data on outlays and revenue together with a consolidated summary of the Government's financial transactions.

Budget Paper No. 2 entitled Budget Measures 1997-98 and Budget Related Paper No. 1, the Portfolio Budget Statements, present details of Budget initiatives and significant changes in appropriations for 1997-98. Summary information of current and forward year outlays is also presented.

## THE ACCOUNTING FRAMEWORK - CHART OF FUNDS FLOW

All moneys received by the Commonwealth from any source (including Taxation, Fees and Other Current Receipts and Proceeds of loans from public and Reserve Bank subscription)

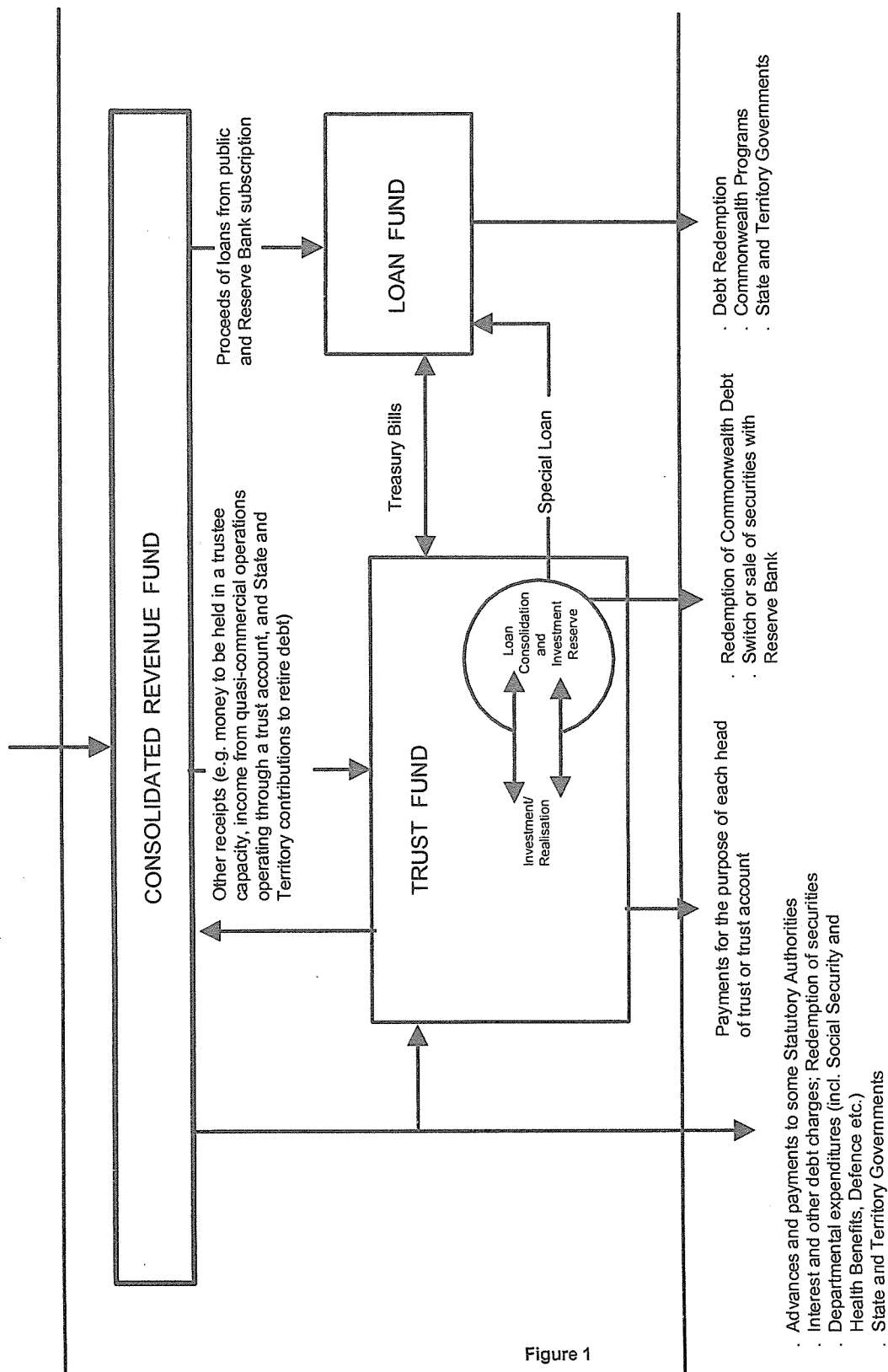


Figure 1

## Section I - Aggregate Financial Statement 1996-97

The following tables set out the aggregate receipts and expenditure of the Consolidated Revenue Fund, Trust Fund and Loan Fund for the financial year ending 30 June 1997.

### FUND AND PUBLIC ACCOUNT BALANCES

Table 1 shows aggregate transactions and the balances of the Trust Fund and the Loan Fund at 30 June 1997 which are represented by cash balances (refer Table 2) and investments. The operations of the Consolidated Revenue Fund result each year in a nil balance.

**Table 1 Transactions and Balances 1996-97**

| Fund balances                     |                 | Cash and investment balances |                                |                 |                      |
|-----------------------------------|-----------------|------------------------------|--------------------------------|-----------------|----------------------|
|                                   | \$              | \$                           |                                | \$              | \$                   |
| <b>Consolidated Revenue Fund-</b> |                 |                              | <b>Cash-</b>                   |                 |                      |
| Net Receipts                      | 250,306,236,923 |                              | Balance 1 July 1996            |                 | 337,934,624          |
| Expenditure                       | 250,306,236,923 |                              | Receipts                       | 251,861,001,941 |                      |
|                                   |                 |                              | Payments                       | 248,834,639,682 |                      |
| Balance 30 June 1997              |                 | -                            | Net increase                   |                 | 3,026,362,259        |
|                                   |                 |                              | Balance 30 June 1997           |                 | 3,364,296,883        |
| <b>Trust Fund-</b>                |                 |                              | <b>Trust Fund Investments-</b> |                 |                      |
| Notional Balance 1 July 1996      |                 | 4,549,500,848                | Balance 1 July 1996            |                 | 4,211,652,722        |
| Receipts                          | 14,414,380,709  |                              | Realisations                   | 4,131,919,775   |                      |
| Expenditure                       | 13,536,622,902  |                              | Purchases                      | 1,983,307,330   |                      |
| Net increase                      |                 | 877,757,807                  | Net decrease                   |                 | 2,148,612,446        |
| Notional Balance                  |                 | 5,427,258,655                | Balance 30 June 1997           |                 | 2,063,040,277        |
| <b>Loan Fund-</b>                 |                 |                              |                                |                 |                      |
| Balance 1 July 1996               |                 | 86,498                       |                                |                 |                      |
| Receipts                          | 78,272,662,051  |                              |                                |                 |                      |
| Expenditure                       | 78,272,670,044  |                              |                                |                 |                      |
| Net decrease                      |                 | 7,993                        |                                |                 |                      |
| Balance 30 June 1997              |                 | 78,505                       |                                |                 |                      |
| <b>Total</b>                      |                 | <b>5,427,337,160</b>         | <b>Total</b>                   |                 | <b>5,427,337,160</b> |

**Table 2 Cash Balances at 30 June 1997**

|   | \$ | \$                   |
|---|----|----------------------|
| Cash Account in Australia-<br>Commonwealth Public Account |    | 3,364,296,883        |
| Cash Accounts Overseas (a)                                |    |                      |
| London  | -  |                      |
| Washington  | -  |                      |
|   |    | -                    |
| <b>Balance 30 June 1997</b>                               |    | <b>3,364,296,883</b> |

(a) Following changes implemented during 1996-97, as at 30 June 1997, no cash balances were held in the Commonwealth Public Account overseas.

## CONSOLIDATED REVENUE FUND

The Consolidated Revenue Fund (CRF) is the main working fund of the Commonwealth: it has its basis in the CRF mentioned in the Constitution and consists of all receipts raised or received by the Commonwealth.

The main sources of receipts are:

- taxation - income tax, sales tax, fringe benefits tax and customs duty
- receipts from business undertakings; and
- other departmental receipts.

The main payments from the Fund are for:

- payments to or for other levels of government (excluding the States' and Territories' share of the proceeds of public loans);
- social security and health benefits;
- departmental expenditures;
- defence services;
- interest and certain other debt charges; and
- advances and payments to some statutory authorities.

Receipts are required by the Constitution to be paid into the CRF and an appropriation of moneys by the Parliament is required before any expenditure can be made from it. In order to comply with this requirement the appropriations in 1996-97 followed two forms:

- (i) annual appropriations consisting of Appropriation Acts (Nos 1-4) and the Appropriation (Parliamentary Departments) Acts (Nos 1 and 2); and
- (ii) special or standing appropriations.

The Appropriation Acts (Nos 1 and 2), and the Appropriation (Parliamentary Departments) Act which formed part of the annual Budget provided for the annual expenditures for Government services not included in Special or Standing Appropriations. These were supplemented by the 'Additional Estimates' later in the financial year which were reflected in Appropriation Acts (Nos 3 and 4) and the Appropriation (Parliamentary Departments) Act (No 2).

Annual appropriations are specific in amount, time and purpose and any unexpended funds lapse at the end of the financial year.

Special or Standing Appropriations of the CRF (or Loan Fund) are included in a number of other Acts. These appropriations may be specific or indeterminate in both amount and time and do not necessarily lapse at the end of the financial year. Generally, special appropriations are favoured in circumstances where: it is desired to create a legal entitlement to a benefit and to provide that benefit to everyone satisfying criteria set out in legislation (eg the age pension); it is considered important to demonstrate the independence of an office from Parliament and the Executive (eg salaries of justices); or it is considered necessary to demonstrate Australia's ability to meet its financial obligations independently of parliamentary approval of funds (eg the repayment of loans). Table 6 of Budget Paper No 4 (The Commonwealth Public Account 1997-98) details estimated expenditure for 1997-98 and 1996-97 from Special Appropriations.

## REFUNDS OF RECEIPTS

Moneys paid into the Consolidated Revenue Fund may be refunded in accordance with an appropriation made by law for that purpose.

By convention, the receipts figures shown in summary Table 5, are net receipts: amounts refunded have been deducted from receipts for each department. Total expenditure figures shown for the departments in summary Table 6 exclude amounts appropriated for refunds under the following legislation:

- *Audit Act 1901*, section 37A - refunds provided for by any law where no appropriation is made by any other Act
- *Taxation Administration Act 1953* - refunds of taxation.

Receipts less refunds are also shown in Table 3.

**Table 3 Summary of Receipts and Expenditure 1996-97**

|   | Budget<br>Estimate     | Receipts<br>and Expenditure |                        |
|---|------------------------|-----------------------------|------------------------|
|   | \$                     | \$                          | \$                     |
| Gross taxation receipts                                   |                        | 133,887,975,387             |                        |
| Less refunds -  |                        |                             |                        |
| Audit Act 1901, s37A (a)                                  |                        | 319,710,768                 |                        |
| Taxation Administration Act 1953, s16 (a)                 |                        | 10,950,938,229              |                        |
| Net Taxation Receipts                                     | 122,823,899,000        |                             | 122,617,326,390        |
| Gross other receipts (b)                                  |                        | 143,030,692,908             |                        |
| Less refunds -  |                        |                             |                        |
| Audit Act 1901, s37A (a)                                  |                        | 15,339,082,426              |                        |
| Taxation Administration Act 1953, s16 (a)                 |                        | 2,699,950                   |                        |
| Net other receipts  | 59,561,823,000         |                             | 127,688,910,532        |
| <b>Total Receipts</b>                                     | <b>182,385,722,000</b> |                             | <b>250,306,236,923</b> |
| Special appropriations                                    | 148,525,875,000        | 215,962,611,233             |                        |
| Annual appropriations (Parliamentary Departments) (c) (d) | 139,088,000            | 133,250,682                 |                        |
| Annual appropriation (No.1) (c) (e)                       | 32,382,311,000         | 30,905,030,649              |                        |
| Annual appropriation (No.2) (c) (f)                       | 3,393,809,000          | 3,305,344,358               |                        |
| Other Allowances (g)                                      | (2,055,361,000)        | -                           |                        |
| <b>Total Expenditure</b>                                  | <b>182,385,722,000</b> |                             | <b>250,306,236,923</b> |

(a) The Budget Estimate for refunds was as follows:- Audit Act 1901 - \$8 500m and Taxation Administration Act 1953 - \$9 900m.

(b) Gross other receipts includes Fringe Benefits Tax collected from Budget dependent agencies of \$273.707m (Budget Estimate \$332.299m). This revenue is included in the financial statements of the Australian Taxation Office.

(c) Budget Estimate excludes Advances to the Minister for Finance, Advances to Presiding Officers and Provisions for Running Costs Borrowings. Further moneys were appropriated during the year under Appropriation Acts (Nos 3 & 4) and Appropriation (Parliamentary Departments) Act (No 2).

(d) Includes Budget Estimate of \$3.797m of amounts deemed to be appropriated pursuant to annotated appropriations.

(e) Includes Budget Estimate of \$475.795m of amounts deemed to be appropriated pursuant to annotated appropriations.

(f) Includes Budget Estimate of \$37.280m of amounts deemed to be appropriated pursuant to annotated appropriations.

(g) Includes Budget Estimate of \$1 878.161m chargeable to the Loan Fund and a credit of \$177.2m for other allowances.

**Table 4 Summary of Taxation Receipts 1996-97**

|  | Budget<br>Estimate     | Receipts (a)           |
|--|------------------------|------------------------|
|  | \$                     | \$                     |
| Customs - Imports  | 3,010,000,000          | 3,289,103,973          |
| Excise   | 13,360,000,000         | 13,291,266,898         |
| Sales Tax  | 13,890,000,000         | 13,308,124,472         |
| Income Tax-  |                        |                        |
| Individuals (PAYE)                                       | 57,017,824,000         | 56,481,970,565         |
| Individuals (other)                                      | 8,645,590,000          | 10,651,233,917         |
| Companies  | 19,700,000,000         | 19,173,105,985         |
| Dividend, interest and mining (withholding)              | 1,170,000,000          | 24,478,541             |
| Tax at source from payments for labour and services      | 1,908,800,000          | 1,815,047,400          |
| Reportable Payments System                               | -                      | 716,632                |
| Fringe Benefits Tax                                      | 3,180,000,000          | 3,163,164,469          |
| Resource Rent Tax  | 840,000,000            | 1,308,156,121          |
| Wool Tax   | 101,685,000            | 110,778,300            |
| Special Tax to Recover Evaded Company and Division 7 Tax | -                      | 181,827                |
| Departure Tax  | -                      | (2,710)                |
| <b>Total Taxation</b>                                    | <b>122,823,899,000</b> | <b>122,617,326,390</b> |

(a) Receipts are net of refunds under the Audit Act 1901 and the Taxation Administration Act 1953: see Table 3.



Table 5 Summary of Receipts 1996-97

| Department   | Budget                 |                        |
|--|------------------------|------------------------|
|  | Estimate (a)           | Receipts (a)           |
|  | \$                     | \$                     |
| Senate   | 247,000                | 250,477                |
| House of Representatives                                     | 213,000                | 279,125                |
| Parliamentary Reporting Staff                                | 531,000                | 456,102                |
| Parliamentary Library  | 47,000                 | 87,229                 |
| Joint House  | 3,488,000              | 3,327,705              |
| Attorney-General's   | 37,758,000             | 27,017,626             |
| Administrative Appeals Tribunal                              | 971,000                | 838,365                |
| Australian Federal Police                                    | 63,781,000             | 68,507,369             |
| Australian Security Intelligence Organization                | 1,000,000              | 1,434,862              |
| Australian Transaction Reports and Analysis Centre           | 2,000                  | 1,370                  |
| Family Court of Australia                                    | 23,452,000             | 15,209,948             |
| Federal Court of Australia (b)                               | 21,499,000             | 11,073,318             |
| Human Rights and Equal Opportunity Commission                | 3,014,000              | 1,440,875              |
| National Crime Authority                                     | 1,064,000              | 1,098,593              |
| National Native Title Tribunal                               | 143,000                | 157,228                |
| Office of the Director of Public Prosecutions                | 2,012,000              | 2,284,554              |
| Office of Film and Literature Classification                 | 2,705,000              | 3,089,353              |
| Office of Parliamentary Counsel                              | 336,000                | 748,412                |
| Communications and the Arts                                  | 1,745,124,000          | 4,808,263,610          |
| Spectrum Management Agency                                   | 154,031,000            | 145,156,868            |
| Defence  | 711,593,000            | 745,943,082            |
| Veterans' Affairs  | 4,533,000              | 9,508,306              |
| Employment, Education, Training and Youth Affairs            | 85,091,000             | 96,935,974             |
| Environment, Sport and Territories                           | 66,883,000             | 62,465,465             |
| National Capital Planning Authority                          | 2,025,000              | 3,467,206              |
| Finance (c)  | 42,532,088,000         | 101,196,208,006        |
| Australian National Audit Office                             | 15,363,000             | 15,471,387             |
| Commonwealth Superannuation Administration                   | 1,958,617,000          | 2,281,273,199          |
| Administrative Services                                      | 603,898,000            | 445,933,598            |
| Australian Electoral Commission                              | 7,168,000              | 9,483,241              |
| Foreign Affairs and Trade                                    | 152,470,000            | 171,739,325            |
| Australian Secret Intelligence Service                       | 400,000                | 592,736                |
| Health and Family Services                                   | 122,621,000            | 101,867,885            |
| Professional Services Review                                 | -                      | -                      |
| Immigration and Multicultural Affairs                        | 197,008,000            | 163,252,588            |
| Industrial Relations   | 242,931,000            | 244,670,708            |
| Affirmative Action Agency                                    | 96,000                 | 114,644                |
| Australian Industrial Registry                               | 617,000                | 791,404                |
| Industry, Science and Tourism                                | 51,377,000             | 57,537,776             |
| Australian Customs Service                                   | 16,589,645,000         | 16,803,865,040         |
| Primary Industries and Energy                                | 1,926,375,000          | 1,225,127,347          |
| Prime Minister and Cabinet                                   | 2,925,000              | 3,019,108              |
| Commonwealth Ombudsman                                       | 700,000                | 543,792                |
| Office of the Inspector-General of Intelligence and Security | 1,000                  | 1,239                  |
| Office of National Assessments                               | 8,000                  | 13,995                 |
| Public Service Commissioner                                  | 4,619,000              | 9,000,811              |
| Social Security  | 76,011,000             | 66,550,770             |
| Transport and Regional Development                           | 316,265,000            | 394,074,419            |
| Treasury   | 7,772,968,000          | 13,663,119,824         |
| Australian Bureau of Statistics                              | 24,050,000             | 25,851,883             |
| Australian Competition and Consumer Commission               | 15,137,000             | 8,970,735              |
| Australian Taxation Office                                   | 106,774,905,000        | 107,344,327,598        |
| Economic Planning Advisory Commission                        | 10,000                 | 22,755                 |
| Industry Commission  | 464,000                | 166,010                |
| Insurance and Superannuation Commission                      | 65,441,000             | 63,601,131             |
| National Competition Council                                 | 1,000                  | 948                    |
| <b>Total Consolidated Revenue Fund Receipts</b>              | <b>182,385,722,000</b> | <b>250,306,236,923</b> |

(a) Receipts are net of refunds: see Table 3. Estimates of receipts are disclosed under the Department identified in Table 4 and 5 of Budget Paper No.2 1996-97. Where functions have transferred between departments, the estimate is disclosed by the original department as identified in the Budget Papers, except in the case of the former Industrial Relations Court - see Note (b) below

(b) Includes estimates and receipts relating to functions taken over from the former Industrial Relations Court of Australia.

(c) Actual receipts include crediting of Loan Proceeds and Trust Fund receipts to the Consolidated Revenue Fund. Estimate of Receipts includes \$5,151,579,000 in respect of Asset Sales. Receipts for Asset Sales amounting to \$3,948,449,115 are included in individual departmental receipts figures.

**Table 6 Summary of Expenditure from Appropriations 1996-97**

| 1996-97 (Actual)                                       |                            |                   |                                 |                |
|--|----------------------------|-------------------|---------------------------------|----------------|
| 1996-97 Estimate/Appropriation                         |                            |                   |                                 |                |
| Annual appropriations                                  |                            |                   |                                 |                |
| Appropriation Acts Nos 1 & 3 Parliamentary Departments |                            |                   |                                 |                |
| Department   | Special Appropriations (a) | Acts Nos 1 & 2(b) | Appropriation Acts Nos 2 & 4(c) | Total          |
|  | \$                         | \$                | \$                              | \$             |
| Senate   | 9,851,325                  | 22,769,355        | -                               | 32,620,680     |
|  | 9,750,000                  | 24,874,136        | -                               | 34,624,136     |
| House of Representatives                               | 19,088,871                 | 23,106,081        | -                               | 42,194,952     |
|  | 18,790,000                 | 23,971,484        | -                               | 42,761,484     |
| Parliamentary Reporting Staff                          | -                          | 33,615,891        | -                               | 33,615,891     |
|  | -                          | 33,929,104        | -                               | 33,929,104     |
| Parliamentary Library                                  | -                          | 15,215,123        | -                               | 15,215,123     |
|  | -                          | 15,384,522        | -                               | 15,384,522     |
| Joint House  | -                          | 38,544,232        | -                               | 38,544,232     |
| (d)  | -                          | 43,300,002        | -                               | 43,300,002     |
| Attorney-General's                                     | 321,060,460                | 176,099,932       | 146,734,756                     | 643,895,147    |
|  | 509,700,000                | 198,149,477       | 165,984,776                     | 873,834,253    |
| Administrative Appeals Tribunal                        | -                          | 24,662,877        | -                               | 24,662,877     |
|  | -                          | 27,117,000        | -                               | 27,117,000     |
| Australian Federal Police                              | -                          | 259,417,796       | 3,030,361                       | 262,448,157    |
|  | -                          | 260,292,408       | 3,036,920                       | 263,329,328    |
| Australian Security Intelligence Organization          | -                          | 54,000,862        | -                               | 54,000,862     |
|  | -                          | 66,191,862        | -                               | 66,191,862     |
| Australian Transaction Reports and Analysis Centre     | -                          | 8,230,961         | -                               | 8,230,961      |
|  | -                          | 8,342,370         | -                               | 8,342,370      |
| Family Court of Australia                              | -                          | 100,212,710       | -                               | 100,212,710    |
|  | -                          | 107,322,000       | -                               | 107,322,000    |
| Federal Court of Australia (e)                         | -                          | 51,561,730        | -                               | 51,561,730     |
|  | -                          | 53,870,771        | -                               | 53,870,771     |
| Human Rights and Equal Opportunity Commission          | -                          | 19,835,337        | 905,000                         | 20,740,337     |
|  | -                          | 19,862,805        | 905,000                         | 20,767,805     |
| National Crime Authority                               | -                          | 38,583,439        | -                               | 38,583,439     |
|  | -                          | 48,421,372        | -                               | 48,421,372     |
| National Native Title Tribunal                         | -                          | 15,935,656        | -                               | 15,935,656     |
|  | -                          | 17,941,168        | -                               | 17,941,168     |
| Office of the Director of Public Prosecutions          | -                          | 53,971,138        | -                               | 53,971,138     |
|  | -                          | 58,476,459        | -                               | 58,476,459     |
| Office of Film and Literature Classification           | -                          | 4,936,437         | -                               | 4,936,437      |
|  | -                          | 5,423,550         | -                               | 5,423,550      |
| Office of Parliamentary Counsel                        | -                          | 6,117,518         | -                               | 6,117,518      |
|  | -                          | 7,518,000         | -                               | 7,518,000      |
| Communications and Arts                                | -                          | 1,118,631,128     | 83,217,168                      | 1,201,848,296  |
|  | -                          | 1,136,593,864     | 90,918,000                      | 1,227,511,864  |
| Spectrum Management Agency                             | -                          | 32,503,810        | 507,057                         | 33,010,867     |
|  | -                          | 34,205,965        | 510,000                         | 34,715,965     |
| Defence  | 1,063,005,777              | 10,592,312,381    | -                               | 11,655,318,159 |
|  | 1,067,969,000              | 10,681,249,708    | -                               | 11,749,218,708 |
| Veterans' Affairs                                      | 4,519,911,464              | 1,884,789,950     | 22,654,050                      | 6,427,355,464  |
|  | 4,451,019,000              | 1,951,856,533     | 38,038,000                      | 6,440,913,533  |
| Employment, Education, Training and Youth Affairs      | 11,106,305,719             | 2,719,132,042     | 39,841,260                      | 13,865,279,022 |
|  | 11,250,846,000             | 2,866,471,256     | 93,468,269                      | 14,210,785,525 |
| Environment, Sport and Territories                     | 1,219,177,155              | 545,381,764       | 79,032,853                      | 1,843,591,772  |
|  | 1,221,212,000              | 561,872,808       | 88,121,000                      | 1,871,205,808  |
| National Capital Planning Authority                    | -                          | 15,341,267        | 5,856,000                       | 21,197,267     |
|  | -                          | 16,372,431        | 8,456,000                       | 24,828,431     |

Consolidated Revenue Fund

Table 6 Summary of Expenditure from Appropriations 1996-97 - continued

| Department   | 1996-97 (Actual)               |                   |                    |                 |
|--|--------------------------------|-------------------|--------------------|-----------------|
|  | 1996-97 Estimate/Appropriation |                   |                    |                 |
|  | Annual appropriations          |                   |                    |                 |
|  | Appropriation                  |                   |                    |                 |
|  | Acts Nos 1 & 3                 |                   |                    |                 |
| Department   | Parliamentary Departments      |                   | Appropriation Acts |                 |
|  | Special Appropriations (a)     | Acts Nos 1 & 2(b) | Nos 2 & 4(c)       | Total           |
|  | \$                             | \$                | \$                 | \$              |
| Finance (f)  | 102,223,782,557                | 438,289,204       | 33,784,454         | 102,695,856,215 |
|  | 37,105,174,000                 | 509,966,517       | 49,629,000         | 37,664,769,517  |
| Australian National Audit Office                             | 321,277                        | 47,019,835        | -                  | 47,341,112      |
|  | 263,000                        | 53,926,256        | -                  | 54,189,256      |
| Commonwealth Superannuation Administration                   | 3,615,405,364                  | 25,523,250        | -                  | 3,640,928,614   |
|  | 3,588,500,000                  | 26,123,139        | -                  | 3,614,623,139   |
| Advance to the Minister for Finance (g)                      | -                              | -                 | -                  | -               |
| (g)  | -                              | 200,311,387       | 167,497,793        | 367,809,180     |
| Provision for Running Costs Borrowings (h)                   | -                              | -                 | -                  | -               |
| (h)  | -                              | 13,516,445        | -                  | 13,516,445      |
| Administrative Services                                      | 56,246,220                     | 523,144,859       | 152,779,677        | 732,170,755     |
|  | 56,829,000                     | 637,664,171       | 299,995,136        | 994,488,308     |
| Australian Electoral Commission                              | 2,140,965                      | 69,178,762        | 788,217            | 72,107,944      |
|  | 13,780,000                     | 77,003,753        | 841,092            | 91,624,845      |
| Foreign Affairs and Trade                                    | 197,081,000                    | 2,003,147,606     | 8,098,669          | 2,208,327,276   |
|  | 203,081,000                    | 2,082,740,697     | 11,136,000         | 2,296,957,697   |
| Australian Secret Intelligence Service                       | -                              | 35,779,736        | -                  | 35,779,736      |
|  | -                              | 37,779,736        | -                  | 37,779,736      |
| Health and Family Services                                   | 16,352,078,791                 | 2,811,010,963     | 1,476,943,312      | 20,640,033,065  |
|  | 16,451,130,000                 | 3,007,369,686     | 1,545,806,000      | 21,004,305,686  |
| Professional Services Review                                 | -                              | 1,128,982         | -                  | 1,128,982       |
|  | -                              | 1,129,000         | -                  | 1,129,000       |
| Immigration and Multicultural Affairs                        | -                              | 484,744,315       | 156,654            | 484,900,969     |
|  | -                              | 495,162,506       | 809,000            | 495,971,506     |
| Industrial Relations   | 295,867,597                    | 82,849,996        | -                  | 378,717,592     |
|  | 315,395,000                    | 94,745,965        | -                  | 410,140,965     |
| Affirmative Action Agency                                    | -                              | 2,001,222         | -                  | 2,001,222       |
|  | -                              | 2,208,644         | -                  | 2,208,644       |
| Australian Industrial Registry                               | 1,244,954                      | 40,260,736        | 177,114            | 41,682,805      |
|  | 1,209,000                      | 40,305,162        | 177,114            | 41,691,276      |
| Industry, Science and Tourism                                | 8,889                          | 1,198,018,184     | 112,792,559        | 1,310,819,631   |
|  | 40,000                         | 1,334,658,231     | 114,741,000        | 1,449,439,231   |
| Australian Customs Service                                   | 1,415,000,164                  | 380,417,902       | 7,162,559          | 1,802,580,626   |
|  | 1,389,562,000                  | 396,752,396       | 7,617,932          | 1,793,932,328   |
| Primary Industries and Energy                                | 1,040,277,768                  | 494,984,558       | 268,127,743        | 1,803,390,069   |
|  | 1,000,408,000                  | 520,654,426       | 346,752,000        | 1,867,814,426   |
| Prime Minister and Cabinet                                   | 162,081,057                    | 940,531,194       | 262,000            | 1,102,874,250   |
|  | 160,448,000                    | 949,186,117       | 10,487,000         | 1,120,121,117   |
| Commonwealth Ombudsman                                       | -                              | 8,338,896         | -                  | 8,338,896       |
|  | -                              | 9,174,280         | -                  | 9,174,280       |
| Office of the Inspector-General of Intelligence and Security | -                              | 567,356           | -                  | 567,356         |
|  | -                              | 617,239           | -                  | 617,239         |
| Office of National Assessments                               | -                              | 6,422,457         | -                  | 6,422,457       |
|  | -                              | 6,749,464         | -                  | 6,749,464       |
| Public Service Commissioner                                  | -                              | 24,679,825        | -                  | 24,679,825      |
|  | -                              | 26,495,811        | -                  | 26,495,811      |
| Social Security  | 39,481,870,543                 | 1,476,665,499     | 166,138,555        | 41,124,674,597  |
|  | 38,977,842,000                 | 1,577,006,020     | 184,108,000        | 40,738,956,020  |
| Transport and Regional Development                           | 997,363,494                    | 247,290,278       | 479,444,000        | 1,724,097,772   |
|  | 981,721,000                    | 262,709,584       | 574,910,880        | 1,819,341,464   |
| Treasury   | 31,680,359,302                 | 176,780,465       | 187,614,508        | 32,044,754,275  |
|  | 29,618,253,000                 | 1,407,015,686     | 189,585,000        | 31,214,853,686  |

Consolidated Revenue Fund

Table 6 Summary of Expenditure from Appropriations 1996-97 - continued

| 1996-97 (Actual)                                       |                            |                   |                                 |                 |
|--|----------------------------|-------------------|---------------------------------|-----------------|
| 1996-97 Estimate/Appropriation                         |                            |                   |                                 |                 |
| Annual appropriations                                  |                            |                   |                                 |                 |
| Appropriation Acts Nos 1 & 3 Parliamentary Departments |                            |                   |                                 |                 |
| Department   | Special Appropriations (a) | Acts Nos 1 & 2(b) | Appropriation Acts Nos 2 & 4(c) | Total           |
|  | \$                         | \$                | \$                              | \$              |
| Australian Bureau of Statistics                        | -                          | 323,885,336       | 1,458,696                       | 325,344,032     |
|  | -                          | 327,488,926       | 1,459,000                       | 328,947,926     |
| Australian Competition and Consumer Commission         | -                          | 33,243,339        | -                               | 33,243,339      |
|  | -                          | 34,225,727        | -                               | 34,225,727      |
| Australian Taxation Office                             | 182,267,234                | 1,240,420,997     | 27,837,135                      | 1,450,525,366   |
|  | 131,754,000                | 1,325,840,716     | 40,012,000                      | 1,497,606,716   |
| Economic Planning Advisory Commission                  | -                          | 2,534,848         | -                               | 2,534,848       |
|  | -                          | 3,577,755         | -                               | 3,577,755       |
| Industry Commission                                    | -                          | 24,789,490        | -                               | 24,789,490      |
|  | -                          | 26,661,306        | -                               | 26,661,306      |
| Insurance and Superannuation Commission                | 813,287                    | 37,811,997        | -                               | 38,625,284      |
|  | 1,200,000                  | 43,100,644        | -                               | 44,300,644      |
| National Competition Council                           | -                          | 1,909,826         | -                               | 1,909,826       |
|  | -                          | 1,939,948         | -                               | 1,939,948       |
| Total Consolidated Revenue Fund                        | 215,962,611,233            | 31,038,281,331    | 3,305,344,358                   | 250,306,236,923 |
| Expenditure  | 148,525,875,000            | 33,802,818,396    | 4,035,001,912                   | 186,363,695,308 |

- (a) Estimates of expenditure from Special Appropriations are disclosed under the Department identified in Table 6 of Budget Paper No.2 1996-97.
- (b) The appropriation figures include issues from the Advance to the Minister for Finance (see Table 6(a)), amounts provided in accordance with section 35 of the Audit Act 1901 (sections 8 and 9 of Appropriation Act (No.1) 1996-97, sections 7 and 8 of Appropriation (Parliamentary Departments Act 1996-97, and sections 6 and 7 of Appropriation Act (No.3) 1996-97 refer - (see Table 6(c)), and amounts provided from the Provision for Running Costs Borrowings (see Table 6(d)).
- (c) The appropriation figures include issues from the Advance to the Minister for Finance (see Table 6(b)), and amounts provided in accordance with section 35 of the Audit Act 1901 (see Table 6(c)).
- (d) Includes unexpended amounts appropriated for the Joint Advance to the President and the Speaker and the Provision for Running Costs Borrowings to the President and the Speaker.
- (e) Includes estimates, appropriations and expenditure relating to functions taken over from the former Industrial Relations Court
- (f) Expenditure from Special Appropriations includes transfers of Loan Proceeds and Trust Funds Receipts from the Consolidated Revenue Fund.
- (g) The amounts identified against the Advance to the Minister for Finance represent only the unissued portion of the Advance. Issue and expenditure from the Advance are shown under the appropriation to which they have been charged (see Table 6(a) and (b)).
- (h) The amounts identified against the Provision for Running Costs Borrowings represent only the unissued portion of the Provision. Issue and expenditure from the Provision are shown under the appropriation to which they have been charged (see Table 6(d)).

**Table 6 (a) Issues and Expenditure from the Advance to the Minister for Finance  
- Appropriation Act (No.1) 1996-97**

|  | Issues from the<br>Advance to the<br>Minister for Finance (a) | Expenditure |
|--|---|-------------|
|  | \$  | \$          |
| Federal Court of Australia                           | 5,116   | 5,116       |
| National Crime Authority                             | 70,779  | 70,778      |
| Department of Communications and the Arts            | 475,000   | 462,037     |
| Department of Defence                                | 1,271,959   | 1,271,958   |
| Department of Veterans' Affairs                      | 500,000   | 417,684     |
| Department of the Environment, Sport and Territories | 73,486  | 71,864      |
| Department of Finance                                | 35,352  | 35,352      |
| Department of Administrative Services                | 14,695  | 14,694      |
| Department of Foreign Affairs and Trade              | 352,441   | 348,323     |
| Department of Health and Family Services             | 1,081,891   | 1,052,807   |
| Department of Immigration and Multicultural Affairs  | 309,772   | 309,557     |
| Department of Industry, Science and Tourism          | 4,897,964   | 4,724,416   |
| Australian Customs Service                           | 90,011  | 76,973      |
| Department of Primary Industries and Energy          | 2,000,000   | 1,292,048   |
| Department of the Prime Minister and Cabinet         | 114,897   | 114,896     |
| Australian Bureau of Statistics                      | 186,250   | 178,478     |
| Australian Taxation Office                           | 3,209,000   | 3,099,355   |
| Total  | 14,688,613  | 13,546,336  |
| Unissued Advance                                     | 200,311,387   |             |
| Appropriation  | 215,000,000   |             |

(a) Includes only those issues from the Advance that remained as a Final Charge to the Advance at 30 June 1997.

**Table 6 (b) Issues and Expenditure from the Advance to the Minister for Finance  
- Appropriation Act (No.2) 1996-97**

|   | Issues from the<br>Advance to the<br>Minister for Finance (a) | Expenditure |
|---|---|-------------|
|   | \$  | \$          |
| Australian Federal Police                                       | 35,920  | 30,948      |
| Department of Employment, Education, Training and Youth Affairs | 2,000,269   | 1,942,376   |
| Australian Electoral Commission                                 | 841,092   | 788,217     |
| Department of Foreign Affairs and Trade                         | 550,000   | 542,455     |
| Australian Industrial Registry                                  | 177,114   | 177,114     |
| Department of Industry, Science and Tourism                     | 2,600,000   | 2,600,000   |
| Australian Customs Service                                      | 2,932   | 2,931       |
| Department of Primary Industries and Energy                     | 390,000   | 390,000     |
| Department of Transport and Regional Development                | 904,880   | 903,495     |
| Total   | 7,502,207   | 7,377,536   |
| Unissued Advance  | 167,497,793   |             |
| Appropriation   | 175,000,000   |             |

(a) Includes only those issues from the Advance that remained as a Final Charge to the Advance at 30 June 1997.

**Table 6 (c) Amounts Appropriated Pursuant to Section 35 of the Audit Act (Net Appropriations)**

The following amounts were deemed to have been appropriated in 1996-97 pursuant to section 35 of the Audit Act.

| Department   | Appropriation Item | Budget Estimate | Amount Deemed |
|--|--------------------|-----------------|---------------|
|  |                    | \$              | \$            |
| Senate   | 101-1              | 207,000         | 195,136       |
| House of Representatives                           | 104-1              | 173,000         | 250,484       |
| Parliamentary Reporting Staff                      | 107-1              | 500,000         | 444,104       |
| Parliamentary Library                              | 108-1              | 30,000          | 44,522        |
| Joint House  | 109-1              | 2,887,000       | 2,971,002     |
| Attorney-General's                                 | 120-1              | 750,000         | 530,041       |
|  | 121-1              | 1,120,000       | 914,436       |
| Administrative Appeals Tribunal                    | 135-1              | 714,000         | 547,000       |
| Australian Federal Police                          | 122-1              | 61,514,000      | 65,781,190    |
|  | 122-2-03           | 878,000         | 878,004       |
|  | 136-1              | 772,000         | 1,114,659     |
| Australian Security Intelligence Organization      | 124-1              | 1,000,000       | 1,434,862     |
| Australian Transaction Reports and Analysis Centre | 125-1              | 2,000           | 1,370         |
| Family Court of Australia                          | 133-1              | 707,000         | 556,000       |
| Federal Court of Australia (a)                     | 134-1              | 1,022,000       | 772,655       |
| Human Rights and Equal Opportunity Commission      | 128-1              | 3,013,000       | 1,435,805     |
| National Crime Authority                           | 130-1              | 320,000         | 412,593       |
| National Native Title Tribunal                     | 137-1              | 37,000          | 78,168        |
| Office of the Director of Public Prosecutions      | 132-1              | 298,000         | 200,459       |
| Office of Film and Literature Classification       | 139-1              | 2,105,000       | 2,506,550     |
| Office of Parliamentary Counsel                    | 131-1              | 331,000         | 686,000       |
| Communications and the Arts                        | 150-1              | 990,000         | 3,017,360     |
|  | 160-1              | 1,261,000       | 1,778,671     |
|  | 163-1              | 3,200,000       | 3,229,834     |
| Spectrum Management Agency                         | 154-1              | 600,000         | 447,965       |
| Defence  | 180-1              | 1,000,000       | 551,749       |
| Veterans' Affairs                                  | 195-1              | 1,071,000       | 6,453,533     |
| Employment, Education, Training and Youth Affairs  | 220-1              | 16,470,000      | 17,713,256    |
|  | 222-1              | 10,000          | 10,000        |
| Environment, Sport and Territories                 | 260-1              | 2,000,000       | 2,671,843     |
|  | 265-1              | 9,200,000       | 10,000,000    |
|  | 267-1              | 1,069,000       | 1,088,882     |
|  | 267-2-01           | 920,000         | 950,435       |
|  | 268-2              | 9,351,000       | 9,048,162     |
| National Capital Planning Authority                | 331-1              | 1,426,000       | 2,421,431     |
| Finance  | 280-1              | 4,697,000       | 3,925,844     |
|  | 280-2-03           | 80,000,000      | 199,402,757   |
|  | 280-2-06           | 2,636,000       | 4,511,386     |
|  | 283-1              | 4,829,000       | 106,572       |
|  | 284-1              | 1,000           | 6,605         |
| Australian National Audit Office                   | 281-1              | 331,000         | 494,256       |
| Commonwealth Superannuation Administration         | 282-1              | 390,000         | 285,139       |
| Administrative Services                            | 300-1              | 28,840,000      | 27,429,253    |
|  | 300-4-02           | 213,000         | 944,223       |
|  | 302-1              | 308,000         | 308,000       |
|  | 865-1-03           | 4,135,000       | 11,644,610    |
|  | 865-1-09           | 3,145,000       | 16,322,209    |
|  | 865-2-01           | 30,000,000      | 4,235,317     |
| Australian Electoral Commission                    | 301-1              | 4,700,000       | 5,105,753     |
| Foreign Affairs and Trade                          | 315-1              | 58,044,000      | 58,364,289    |
|  | 316-1              | 2,000           | 966           |
|  | 317-1              | 730,000         | 736,001       |
| Australian Secret Intelligence Service             | 318-1              | 400,000         | 592,736       |
| Health and Family Services                         | 340-1              | 28,445,000      | 28,056,795    |
| Immigration and Multicultural Affairs              | 360-1              | 10,970,000      | 11,585,036    |
|  | 360-2-09           | 230,000         | 238,349       |
|  | 361-1              | 15,000          | 18,844        |
|  | 362-1              | 32,000          | 48,506        |

Table 6 (c) Amounts Appropriated Pursuant to Section 35 of the Audit Act (Net Appropriations) - continued

| Department   | Appropriation<br>Item | Budget<br>Estimate | Amount<br>Deemed |
|--|-----------------------|--------------------|------------------|
|  |                       | \$                 | \$               |
| Industrial Relations   | 365-1                 | 4,608,000          | 4,213,519        |
|  | 370-1                 | 2,000              | 508              |
|  | 371-1                 | 5,330,000          | 5,044,938        |
| Affirmative Action Agency                                    | 366-1                 | 94,000             | 114,644          |
| Australian Industrial Registry                               | 368-1                 | 100,000            | 64,162           |
| Industry, Science and Tourism                                | 380-1                 | 923,000            | 666,270          |
|  | 380-3-01              | 50,000             | 29,544           |
|  | 388-1                 | 1,000              | 3,453            |
| Australian Customs Service                                   | 381-1                 | 41,951,000         | 19,537,385       |
| Primary Industries and Energy                                | 490-1                 | 7,508,000          | 9,278,194        |
|  | 491-1                 | 7,500,000          | 7,882,266        |
|  | 492-1                 | 12,632,000         | 10,526,966       |
| Prime Minister and Cabinet                                   | 500-1                 | 2,187,000          | 1,779,064        |
|  | 500-2-06              | -                  | 529,871          |
|  | 502-1                 | 400,000            | 261,285          |
| Commonwealth Ombudsman                                       | 501-1                 | 17,000             | 215,280          |
| Office of the Inspector-General of Intelligence and Security | 503-1                 | 1,000              | 1,239            |
| Office of National Assessments                               | 504-1                 | 8,000              | 6,464            |
| Public Service Commissioner                                  | 505-1                 | 4,511,000          | 9,000,811        |
| Social Security  | 560-1                 | 8,382,000          | 6,648,020        |
| Transport and Regional Development                           | 650-1                 | 1,214,000          | 1,155,584        |
| Treasury   | 670-1                 | 1,152,000          | 1,380,686        |
| Australian Bureau of Statistics                              | 671-1                 | 24,000,000         | 25,791,676       |
| Australian Competition and Consumer Commission               | 675-1                 | 137,000            | 326,727          |
| Australian Taxation Office                                   | 672-1                 | 2,553,000          | 4,383,716        |
| Economic Planning Advisory Commission                        | 679-1                 | 9,000              | 22,755           |
| Industry Commission  | 678-1                 | 431,000            | 158,306          |
| Insurance and Superannuation Commission                      | 677-1                 | 1,129,000          | 1,149,644        |
| National Competition Council                                 | 676-1                 | 1,000              | 948              |
| Total  |                       | 516,872,000        | 625,675,532      |

(a) Includes estimates and amounts deemed relating to the functions taken over from the former Industrial Relations Court of Australia.

Table 6 (d) Issues from the Provision For Running Costs Borrowings  
- Appropriation Act (No.1) 1996-97

| Department                                | Appropriation<br>Item | Issues from the<br>Provision (a) |
|---|-----------------------|----------------------------------|
|   |                       | \$                               |
| Australian Federal Police                 | 122-1                 | 990,555                          |
| Office of Asset Sales                     | 284-1                 | 180,000                          |
| Immigration Review Tribunal               | 361-1                 | 486,000                          |
| Primary Industries and Energy             | 490-1                 | 3,327,000                        |
| Australian Geological Survey Organisation | 492-1                 | 1,500,000                        |
| Total                                     |                       | 6,483,555                        |
| Unissued Provision                        |                       | 13,516,445                       |
| Appropriation                             |                       | 20,000,000                       |

(a) Includes only those issues from the Provision that remained as a charge to the Provision at 30 June 1997.

## TRUST FUND

Section 60 of the *Audit Act 1901* provides that a separate account, to be called the Trust Fund, shall be kept of all moneys which shall be placed to the credit of that Fund under such separate heads as may be directed by the Minister for Finance and Administration. The Minister is also empowered under section 62A of the Act to establish trust accounts and to define the purposes for which they are established. Trust accounts are also established by specific legislation. Moneys standing to the credit of trust accounts are deemed to be moneys of the Trust Fund. In accordance with section 61 of the Act, moneys standing to the credit of the Trust Fund may be expended only for the purposes of such Fund or under the authority of an Act.

The Minister for Finance and Administration may, pursuant to section 62B of the *Audit Act 1901*, invest moneys standing to the credit of the Trust Fund in specified kinds of investments. The financial statements prepared by departments pursuant to section 50 of the Audit Act (and included in departmental annual reports) identify the investments of particular trust accounts and heads of trust. Investments of the Trust Fund (excluding certain investments of the Loan Consolidation and Investment Reserve (LCIR)) are deemed by subsection 62B(2) of the Audit Act to be invested in the corporate name of 'The Minister for Finance and Administration of the Commonwealth'. Investments of certain balances standing to the credit of the LCIR are deemed to be in the corporate name of 'The Treasurer of the Commonwealth' pursuant to subsection 6(3) of the *Loan Consolidation and Investment Reserve Act 1955*. Legal advice is to the effect that investments and the liquidation of those investments involve 'expenditure' and 'receipts' for the purposes of subsection 50(1) of the Audit Act and that the balances of the trust accounts should be reduced by the amount of investments outstanding at 30 June. In the interests of informative and meaningful reporting, the financial statements for the affected trust accounts provided at Table 7 have been designed to disclose investment information. In particular, information concerning expenditure and receipts has been split as between investment and non-investment activities so as to provide 'notional' balances taking into account the value of investments, and a 'cash' balance after account is taken of investment transactions.

Interest received from investments is paid to the Consolidated Revenue Fund unless another Act specifically provides for it to be paid direct to the relevant account within the Trust Fund or the Minister has directed that it shall be dealt with in some other manner, ie for payment to a Trust Account.

In Table 7 the heads of trust fund and trust accounts comprising the Trust Fund are classified into the following three groups:

**GROUP 1** is for 'trustee type' moneys which are held in trust for persons and authorities other than the Commonwealth. Examples are Other Trust Moneys for moneys temporarily held in trust for other persons and Income Equalization Deposits for proceeds of loans raised under the *Loan (Income Equalization Deposits) Act 1976*.

**GROUP 2** is for the working accounts of Commonwealth Government commercial activities. An example is the Legal Practice Trust Account from which is paid salaries, wages and other expenses in connection with the provision of legal services to Commonwealth departments and agencies.

**GROUP 3** is for moneys held in trust to meet future expenditure. Examples are the Loan Consolidation and Investment Reserve for repurchasing or redeeming securities which represent a portion of the public debt of the Commonwealth, and the Australian Land Transport Development Trust Fund primarily to provide financial assistance to the States and the Northern Territory for expenditure on construction and maintenance of roads.



# TRUST FUND

Table 7 Summary \*

|   | Receipts and Expenditure        |                | Investments    |                                  |                                |                         | Closing Balance 30 June 1997 | Cash Balance 30 June 1997 |
|---|---------------------------------|----------------|----------------|----------------------------------|--------------------------------|-------------------------|------------------------------|---------------------------|
|   | Notional Balance at 1 July 1996 | Receipts       | Expenditure    | Notional Balance at 30 June 1997 | Opening Balance at 1 July 1996 | Purchase of Investments | Realisation of Investments   |                           |
|   | \$                              | \$             | \$             | \$                               | \$                             | \$                      | \$                           | \$                        |
| Group 1                                   | 873,203,667                     | 6,417,507,295  | 6,669,171,229  | 621,539,733                      | 749,999,264                    | 128,146,989             | 798,529,589                  | 541,923,069               |
| Group 2                                   | 405,782,989                     | 2,987,698,043  | 2,944,509,893  | 448,971,139                      | 285,765,969                    | 3,962,069               | 280,847,026                  | 440,090,128               |
| Group 3                                   |                                 |                |                |                                  |                                |                         |                              |                           |
| Loan Consolidation and Investment Reserve | 2,848,034,375                   | 1,480,113,151  | 501,015,412    | 3,827,132,114                    | 2,836,207,621                  | 1,464,546,153           | 2,773,575,242                | 2,299,953,582             |
| Other                                     | 422,479,818                     | 3,529,062,219  | 3,421,926,369  | 529,615,669                      | 339,679,868                    | 386,652,119             | 278,967,919                  | 82,251,600                |
| Total Group 3                             | 3,270,514,192                   | 5,009,175,370  | 3,922,941,780  | 4,356,747,783                    | 3,175,887,489                  | 1,851,198,272           | 3,052,543,161                | 2,382,205,182             |
| Total                                     | 4,549,500,848                   | 14,414,380,709 | 13,536,622,902 | 5,427,258,655                    | 4,211,652,722                  | 1,983,307,330           | 4,131,919,775                | 3,364,218,379             |

\* Trust accounts that did not have an opening balance as at 1.7.1996 and for which there was no activity in 1996/97 have not been included in Table 7.

Table 7 Group 1 Moneys held in Trust for Persons &amp; Authorities other than the Commonwealth

|  | Receipts and Expenditure        |               |               | Investments                      |                                |                         |                            | Closing Balance 30 June 1997 | Cash Balance 30 June 1997 |
|--|---------------------------------|---------------|---------------|----------------------------------|--------------------------------|-------------------------|----------------------------|------------------------------|---------------------------|
|  | Notional Balance at 1 July 1996 | Receipts      | Expenditure   | Notional Balance at 30 June 1997 | Opening Balance at 1 July 1996 | Purchase of Investments | Realisation of Investments |                              |                           |
|  | \$                              | \$            | \$            | \$                               | \$                             | \$                      | \$                         | \$                           | \$                        |
| Aboriginals Benefit  | 31,568,573                      | 37,100,913    | 27,582,391    | 41,087,095                       | 31,566,351                     | 83,244,595              | 73,728,937                 | 41,082,009                   | 5,086                     |
| Australian Customs Service Security Deposits                       | 5,496,121                       | 7,113,329     | 7,989,874     | 4,619,576                        | -                              | -                       | -                          | -                            | 4,619,576                 |
| Australian Customs Service Tradegate Fees                          | 98,984                          | 10,590,109    | 10,685,195    | 3,898                            | -                              | -                       | -                          | -                            | 3,898                     |
| Australian Geological Survey Organisation Research                 | 2,227,882                       | 4,958,180     | 3,404,036     | 3,782,026                        | -                              | -                       | -                          | -                            | 3,782,026                 |
| Common Investment Fund Equalisation Account                        | 196,743                         | 1,306,284     | 1,502,186     | 841                              | -                              | -                       | -                          | -                            | 841                       |
| Commonwealth Bank of Australia 3 Public Share Offer                | 390,846,302                     | 3,769,986,666 | 4,160,832,968 | -                                | 390,000,000                    | -                       | 390,000,000                | -                            | -                         |
| Commonwealth Funds Management Limited Sales Moneys                 | -                               | 11,000,000    | -             | 11,000,000                       | -                              | -                       | -                          | -                            | 11,000,000                |
| Consular Services Trust Account                                    | 27,142                          | 209,176       | 208,473       | 27,846                           | -                              | -                       | -                          | -                            | 27,846                    |
| Defence - Projects for other governments and international bodies  | 19,173,930                      | 36,198,602    | 42,245,169    | 13,127,363                       | -                              | -                       | -                          | -                            | 13,127,363                |
| Defence-Services for non-departmental bodies                       | 1,835,507                       | 18,027,139    | 17,114,969    | 2,747,676                        | -                              | -                       | -                          | -                            | 2,747,676                 |
| Endowments - Defence   | 240,591                         | 10,429        | 21,724        | 229,296                          | 175,786                        | 157,672                 | 153,648                    | 179,810                      | 49,486                    |
| - Health   | 30,087                          | -             | 30,087        | -                                | -                              | -                       | -                          | -                            | 0                         |
| Fedorcenko Legacy Fund   | 144,010                         | 11,359        | 5,169         | 150,201                          | 133,931                        | (169,229)               | (135,347)                  | 100,048                      | 50,152                    |
| Finance - Accounting Services                                      | 94,606                          | 82,833,238    | 82,771,446    | 156,398                          | -                              | -                       | -                          | -                            | 156,398                   |
| Finance - Provision of accounting services to Concord Hospital NSW | 91,602                          | 98,879,473    | 98,959,032    | 12,043                           | -                              | -                       | -                          | -                            | 12,043                    |
| Finance - Provision of accounting services to the ACT Government   | 284,843                         | 619,876,446   | 619,696,271   | 465,018                          | -                              | -                       | -                          | -                            | 465,018                   |
| House of Representatives - Training                                |                                 |               |               |                                  |                                |                         |                            |                              |                           |
| Assistance for parliaments of developing Commonwealth countries    | 1,225,327                       | 119,812       | 83,313        | 1,261,827                        | 1,195,318                      | 1,460,068               | 1,394,642                  | 1,260,744                    | 1,083                     |
| Income Equalization Deposits                                       | 271,402,395                     | 123,174,365   | 37,796,258    | 356,780,502                      | 271,000,000                    | -                       | 271,000,000                | -                            | 356,780,502               |
| Industry, Science and Tourism - Projects for other governments     | 4,891,194                       | 11,390,294    | 16,281,488    | -                                | -                              | -                       | -                          | -                            | -                         |
| and international bodies   | 562,153                         | -             | -             | 562,153                          | 562,153                        | -                       | -                          | 562,153                      | -                         |
| Lloyd's Deposit  | 205,907                         | 6,418,567     | 657,215       | 5,967,259                        | -                              | -                       | -                          | -                            | 5,967,259                 |
| Media Commissions  |                                 |               |               |                                  |                                |                         |                            |                              |                           |
| National Child Care Strategy - Australian Capital Territory        | 192,936                         | 334,248       | 142,711       | 384,473                          | -                              | -                       | -                          | -                            | 384,473                   |
| New South Wales  | -                               | 285,355       | 193,261       | 92,094                           | -                              | -                       | -                          | -                            | 92,094                    |

Trust Fund

Table 7 Group 1 - continued

|  | Receipts and Expenditure        |            | Investments |                                  |                                |                         | Closing Balance            | Cash Balance |
|--|---------------------------------|------------|-------------|----------------------------------|--------------------------------|-------------------------|----------------------------|--------------|
|  | Notional Balance at 1 July 1996 | Receipts   | Expenditure | Notional Balance at 30 June 1997 | Opening Balance at 1 July 1996 | Purchase of Investments | Realisation of Investments | 30 June 1997 |
|  | \$                              | \$         | \$          | \$                               | \$                             | \$                      | \$                         | \$           |
| Northern Territory                                     | 27,055                          | 31,091     | 28,935      | 29,211                           | -                              | -                       | -                          | 29,211       |
| Queensland   | 1,091,428                       | 1,838,156  | 2,011,954   | 917,630                          | -                              | -                       | -                          | 917,630      |
| South Australia  | 65,000                          | (22,647)   | 42,353      | -                                | -                              | -                       | -                          | -            |
| Tasmania   | 186,863                         | 149,900    | 208,621     | 128,142                          | -                              | -                       | -                          | 128,142      |
| Victoria   | 136,251                         | 628,214    | 700,499     | 63,966                           | -                              | -                       | -                          | 63,966       |
| Western Australia                                      | 508,533                         | 809,950    | 896,007     | 422,476                          | -                              | -                       | -                          | 422,476      |
| National Film and Sound Archive                        | 778,291                         | 265,176    | 360,790     | 682,677                          | 719,646                        | 432,257                 | 667,389                    | 198,164      |
| Nationally Funded Medical Specialty Centres            | 1,840,777                       | 20,878,078 | 21,125,170  | 1,593,685                        | -                              | -                       | -                          | 1,593,685    |
| National Youth Affairs Research Scheme                 | 332,674                         | 166,488    | 159,632     | 339,529                          | -                              | -                       | -                          | 339,529      |
| Nursing Homes Sales                                    | 3,612,760                       | 1,166,965  | 1,397,992   | 3,381,733                        | -                              | -                       | -                          | 3,381,733    |
| Other Trust Monies-                                    |                                 |            |             |                                  |                                |                         |                            |              |
| House of Representatives                               | -                               | 190,591    | 184,868     | 5,723                            | -                              | -                       | -                          | 5,723        |
| Joint House  | -                               | 117        | -           | 117                              | -                              | -                       | -                          | 117          |
| Attorney-General's                                     | 60,871                          | 61,238     | 12,989      | 109,120                          | -                              | -                       | -                          | 109,120      |
| Australian Federal Police                              | 2,031,705                       | 1,311,836  | 1,531,820   | 1,811,721                        | -                              | -                       | -                          | 1,811,721    |
| Family Court of Australia                              | 44,882                          | 113,842    | 102,127     | 56,597                           | -                              | -                       | -                          | 56,597       |
| Federal Court of Australia                             | 101,896                         | 776,689    | 662,493     | 216,092                          | -                              | -                       | -                          | 216,092      |
| Communications and the Arts                            | 105,236                         | 417,469    | 206,342     | 316,363                          | -                              | -                       | -                          | 316,363      |
| Defence  | 1,812,023                       | 4,861,849  | 1,903,466   | 4,770,407                        | -                              | -                       | -                          | 4,770,407    |
| Veterans' Affairs                                      | 449,823                         | 12,604,737 | 12,600,995  | 453,565                          | -                              | -                       | -                          | 453,565      |
| Employment, Education, Training and Youth Affairs      | 2,211,251                       | 1,461,763  | 1,476,753   | 2,196,261                        | -                              | -                       | -                          | 2,196,261    |
| Environment, Sport and Territories                     | 488,046                         | 679,768    | 670,382     | 497,431                          | -                              | -                       | -                          | 497,431      |
| National Capital Planning Authority                    | 738,454                         | 25,500     | 40,679      | 723,275                          | -                              | -                       | -                          | 723,275      |
| Finance  | 16,012                          | 13,435,500 | 13,441,854  | 9,658                            | -                              | -                       | -                          | 9,658        |
| Commonwealth Superannuation Administration             | 5,360,313                       | 31,539,763 | 30,161,392  | 6,738,685                        | -                              | -                       | -                          | 6,738,685    |
| Administrative Services                                | 2,611,986                       | 1,916,031  | 2,188,695   | 2,339,323                        | -                              | -                       | -                          | 2,339,323    |
| Australian Electoral Commission                        | 92,111                          | 115,819    | 148,054     | 59,875                           | -                              | -                       | -                          | 59,875       |
| Foreign Affairs and Trade                              | 40,800                          | 1,708,754  | 1,423,049   | 326,505                          | -                              | -                       | -                          | 326,505      |
| Australian International Development Assistance Bureau | 377                             | 6,519      | 6,458       | 438                              | -                              | -                       | -                          | 438          |
| Health and Family Services                             | 2,611,822                       | 12,591,869 | 10,703,579  | 4,500,113                        | -                              | -                       | -                          | 4,500,113    |

Trust Fund

Table 7 Group 1 - continued

|   | Receipts and Expenditure        |             | Investments    |                                  | Purchase of Investments        | Realisation of Investments | Closing Balance 30 June 1997 | Cash Balance 30 June 1997 |
|---|---------------------------------|-------------|----------------|----------------------------------|--------------------------------|----------------------------|------------------------------|---------------------------|
|   | Notional Balance at 1 July 1996 | Receipts \$ | Expenditure \$ | Notional Balance at 30 June 1997 | Opening Balance at 1 July 1996 | \$                         | \$                           | \$                        |
| Immigration and Multicultural Affairs   | 1,313,173                       | 1,321,397   | 994,469        | 1,640,102                        | -                              | -                          | -                            | 1,640,102                 |
| Industrial Relations  | 254,762                         | 36,614      | 41,160         | 250,217                          | -                              | -                          | -                            | 250,217                   |
| Industry, Science and Tourism   | 621,966                         | (457,515)   | 83,874         | 80,577                           | -                              | -                          | -                            | 80,577                    |
| Australian Industrial Property Organisation   | 565,272                         | 2,527,590   | 2,867,054      | 225,808                          | -                              | -                          | -                            | 225,808                   |
| Australian Customs Service  | 4,639,977                       | 1,070,841   | 2,096,976      | 3,613,842                        | -                              | -                          | -                            | 3,613,842                 |
| Primary Industries and Energy   | 111,582                         | -           | 5,882          | 105,700                          | -                              | -                          | -                            | 105,700                   |
| Prime Minister and Cabinet  | 12,950                          | 43,290      | 25,220         | 31,020                           | -                              | -                          | -                            | 31,020                    |
| Social Security   | 16,288,477                      | 93,122,072  | 65,737,557     | 43,672,992                       | -                              | -                          | -                            | 43,672,992                |
| Transport and Regional Development  | -                               | 257,137     | 256,061        | 1,076                            | -                              | -                          | -                            | 1,076                     |
| Treasury  | 13,000                          | 1,960       | 1,960          | 13,000                           | -                              | -                          | -                            | 13,000                    |
| Australian Bureau of Statistics   | 2,903                           | 5,580       | 1,414          | 7,069                            | -                              | -                          | -                            | 7,069                     |
| Australian Competition and Consumer Commission  | -                               | 633,372     | 494,416        | 138,956                          | -                              | -                          | -                            | 138,956                   |
| Australian Taxation Office  | 39,015                          | 20,317,684  | 299,518        | 20,057,181                       | -                              | -                          | -                            | 20,057,181                |
| Industry Commission   | -                               | 165,766     | -              | 165,766                          | -                              | -                          | -                            | 165,766                   |
| Insurance and Superannuation Commission   | 45,483                          | 101,779     | 110,782        | 36,480                           | -                              | -                          | -                            | 36,480                    |
| Political Exchange Program  | 107,041                         | 650         | -              | 107,691                          | -                              | -                          | -                            | 107,691                   |
| Provision of Salary Services to Repatriation General Hospital Daw Park, South Australia | 112,924                         | 6,179,400   | 6,292,324      | -                                | -                              | -                          | -                            | -                         |
| Public Trustee and Custodian  | 20,875                          | -           | -              | 20,875                           | -                              | -                          | -                            | 20,875                    |
| Ranger Rehabilitation   | 39,799,166                      | 3,372,176   | 16,642,492     | 26,528,851                       | 39,579,501                     | 19,796,141                 | 33,048,822                   | 26,326,820                |
| <b>Services for other governments and non-departmental bodies</b>                       |                                 |             |                |                                  |                                |                            |                              |                           |
| Senate  | 45,204                          | 60,973      | 69,499         | 36,678                           | -                              | -                          | -                            | 36,678                    |
| House of Representatives  | 7,727                           | 123,409     | 122,853        | 8,283                            | -                              | -                          | -                            | 8,283                     |
| Parliamentary Reporting Staff   | 1,912                           | 87,689      | 88,261         | 1,340                            | -                              | -                          | -                            | 1,340                     |
| Parliamentary Library   | 14,597                          | 92,575      | 105,598        | 1,575                            | -                              | -                          | -                            | 1,575                     |
| Joint House   | 135,429                         | 200,033     | 185,990        | 149,472                          | -                              | -                          | -                            | 149,472                   |
| Attorney-General's - Other than the Australian Securities Commission                    | 803,478                         | 9,279,876   | 9,583,684      | 499,670                          | -                              | -                          | -                            | 499,670                   |

Trust Fund

Table 7 Group I - continued

|  | Receipts and Expenditure        |             | Investments    |                                  | Realisation of Investments | Closing Balance 30 June 1997 | Cash Balance 30 June 1997 |
|--|---------------------------------|-------------|----------------|----------------------------------|----------------------------|------------------------------|---------------------------|
|  | Notional Balance at 1 July 1996 | Receipts \$ | Expenditure \$ | Notional Balance at 30 June 1997 |                            |                              |                           |
| Administrative Appeals Tribunal                        | -                               | 9,981       | 9,981          | -                                | -                          | -                            | -                         |
| Australian Federal Police                              | 1,439                           | 1,228,732   | 1,220,487      | 9,684                            | -                          | -                            | 9,684                     |
| Family Court of Australia                              | 24,717                          | 177,887     | 130,489        | 72,114                           | -                          | -                            | 72,114                    |
| Federal Court of Australia                             | -                               | 24,378      | 24,378         | -                                | -                          | -                            | -                         |
| Human Rights and Equal Opportunity Commission          | 6,107                           | 12,205      | 18,939         | (627)                            | -                          | -                            | (627)                     |
| National Crime Authority                               | 177,695                         | 167,505     | 299,473        | 45,727                           | -                          | -                            | 45,727                    |
| National Native Title Tribunal                         | 5,465                           | 26,439      | 27,720         | 4,184                            | -                          | -                            | 4,184                     |
| Director of Public Prosecutions (COMCARE)              | 19,737                          | 17,557      | 10,152         | 27,142                           | -                          | -                            | 27,142                    |
| Office of Parliamentary Counsel                        | -                               | 13,101      | 13,101         | -                                | -                          | -                            | -                         |
| Communications and the Arts                            | 510,416                         | 60,956,900  | 59,826,243     | 1,641,073                        | -                          | -                            | 1,641,073                 |
| Spectrum Management Agency                             | 51,112                          | 573,766     | 624,877        | -                                | -                          | -                            | -                         |
| Veterans' Affairs                                      | 6,548                           | 10,458,672  | 10,460,926     | 4,294                            | -                          | -                            | 4,294                     |
| Employment, Education, Training and Youth Affairs      | 5,368,019                       | 9,948,455   | 9,675,411      | 5,641,063                        | -                          | -                            | 5,641,063                 |
| Environment, Sport and Territories                     | 6,828,904                       | 39,646,140  | 40,048,135     | 6,426,909                        | -                          | -                            | 6,426,909                 |
| Finance  | 161,078                         | 143,918     | 197,497        | 107,499                          | -                          | -                            | 107,499                   |
| Australian National Audit Office                       | 90,535                          | 304,148     | 308,166        | 86,517                           | -                          | -                            | 86,517                    |
| Commonwealth Superannuation Administration             | 4,270,900                       | 835,430,920 | 838,281,064    | 1,420,755                        | -                          | -                            | 1,420,755                 |
| Administrative Services                                | 17,787,333                      | 42,214,982  | 43,708,793     | 16,293,522                       | 14,917,639                 | 23,175,485                   | 6,793,967                 |
| Australian Electoral Commission                        | 902,213                         | 4,677,348   | 4,448,178      | 1,131,384                        | -                          | -                            | 1,131,384                 |
| Foreign Affairs and Trade                              | 71,694                          | 197,342     | 243,530        | 25,506                           | -                          | -                            | 25,506                    |
| Foreign Affairs & Trade (Austrade)                     | 1,014,530                       | 66,071,712  | 64,543,466     | 2,542,776                        | -                          | -                            | 2,542,776                 |
| Australian International Development Assistance Bureau | 40,530                          | 86,980      | 75,301         | 52,209                           | -                          | -                            | 52,209                    |
| Health and Family Services                             | 1,872,142                       | 35,853,761  | 34,289,978     | 3,435,924                        | -                          | -                            | 3,435,924                 |
| Immigration and Multicultural Affairs                  | 151,733                         | 696,361     | 808,392        | 39,703                           | -                          | -                            | 39,703                    |
| Industrial Relations                                   | 54,013                          | 11,387,961  | 11,391,892     | 50,082                           | -                          | -                            | 50,082                    |
| Australian Industrial Registry                         | 6,227                           | 3           | -              | 6,230                            | -                          | -                            | 6,230                     |
| Industry, Science and Tourism                          | 706,392                         | 3,169,398   | 3,495,431      | 380,359                          | -                          | -                            | 380,359                   |
| Australian Industrial Property Organisation            | 32,209                          | 73,359      | 54,796         | 50,772                           | -                          | -                            | 50,772                    |
| Australian Customs Service                             | 209,276                         | 807,786     | 841,425        | 175,637                          | -                          | -                            | 175,637                   |
| Primary Industries and Energy                          | 2,304,809                       | 11,357,943  | 9,561,729      | 4,101,023                        | -                          | -                            | 4,101,023                 |

Trust Fund

Table 7 Group 1 - continued

|                                  | Receipts and Expenditure        |                      | Investments          |                                  |                                |                         | Realisation of Investments | Closing Balance   |                    | Cash Balance |
|----------------------------------|---------------------------------|----------------------|----------------------|----------------------------------|--------------------------------|-------------------------|----------------------------|-------------------|--------------------|--------------|
|                                  | Notional Balance at 1 July 1996 | Receipts             | Expenditure          | Notional Balance at 30 June 1997 | Opening Balance at 1 July 1996 | Purchase of Investments |                            | 30 June 1997      | 30 June 1997       |              |
|                                  | \$                              | \$                   | \$                   | \$                               | \$                             | \$                      | \$                         | \$                | \$                 | \$           |
| Prime Minister and Cabinet       | 282,348                         | 70,680,680           | 70,385,331           | 577,697                          | -                              | -                       | -                          | -                 | 577,697            | -            |
| Governor-General's Office        | 4,461                           | 8,243                | -                    | 12,704                           | -                              | -                       | -                          | -                 | 12,704             | -            |
| Public Service and Merit         |                                 |                      |                      |                                  |                                |                         |                            |                   |                    |              |
| Protection Commission            | 164,533                         | 78,476               | 195,926              | 47,083                           | -                              | -                       | -                          | -                 | 47,083             | -            |
| Social Security                  | 3,677,119                       | 48,797,371           | 50,722,275           | 1,752,215                        | -                              | -                       | -                          | -                 | 1,752,215          | -            |
| Transport and Regional           |                                 |                      |                      |                                  |                                |                         |                            |                   |                    |              |
| Development                      | 553,949                         | 457,715              | 409,900              | 601,765                          | -                              | -                       | -                          | -                 | 601,765            | -            |
| Treasury                         | 8,065                           | 395,101              | 389,864              | 13,301                           | -                              | -                       | -                          | -                 | 13,301             | -            |
| Treasury - Australian Securities |                                 |                      |                      |                                  |                                |                         |                            |                   |                    |              |
| Commission                       | 352,654                         | 69,219,480           | 69,414,441           | 157,693                          | -                              | -                       | -                          | -                 | 157,693            | -            |
| Australian Bureau of Statistics  | 29,080                          | 623,895              | 593,895              | 59,080                           | -                              | -                       | -                          | -                 | 59,080             | -            |
| Australian Competition and       |                                 |                      |                      |                                  |                                |                         |                            |                   |                    |              |
| Consumer Commission              | -                               | 55,332               | 55,332               | -                                | -                              | -                       | -                          | -                 | -                  | -            |
| Australian Taxation Office       |                                 |                      |                      |                                  |                                |                         |                            |                   |                    |              |
| (COMCARE)                        | 723,825                         | 2,613,996            | 3,109,949            | 227,872                          | -                              | -                       | -                          | -                 | 227,872            | -            |
| Industry Commission              |                                 |                      |                      |                                  |                                |                         |                            |                   |                    |              |
| (COMCARE)                        | 124,186                         | 103,634              | -                    | 227,820                          | -                              | -                       | -                          | -                 | 227,820            | -            |
| Insurance and Superannuation     |                                 |                      |                      |                                  |                                |                         |                            |                   |                    |              |
| Commission                       | -                               | 99,521               | 99,521               | -                                | -                              | -                       | -                          | -                 | -                  | -            |
| Trustee Companies (ACT) Deposits | 149,140                         | 61,875               | 89,802               | 121,213                          | 148,940                        | 50,000                  | 77,927                     | 121,013           | 200                | -            |
| Young Endeavour Youth Program    |                                 |                      |                      |                                  |                                |                         |                            |                   |                    |              |
| Operating Fund                   | 1,307,547                       | 476,974              | 356,812              | 1,427,710                        | -                              | -                       | -                          | -                 | 1,427,710          | -            |
| <b>Total: Group 1</b>            | <b>873,203,667</b>              | <b>6,417,507,295</b> | <b>6,669,171,229</b> | <b>621,539,733</b>               | <b>749,999,264</b>             | <b>128,146,989</b>      | <b>798,529,589</b>         | <b>79,616,665</b> | <b>541,923,069</b> |              |

Table 7 Group 2 Working Accounts Covering Certain Services Conducted on a Commercial Basis

|  | Receipts and Expenditure        |                      | Investments          |                                  |                                |                         | Realisation of Investments | Closing Balance 30 June 1997 | Cash Balance 30 June 1997 |
|--|---------------------------------|----------------------|----------------------|----------------------------------|--------------------------------|-------------------------|----------------------------|------------------------------|---------------------------|
|  | Notional Balance at 1 July 1996 | Receipts             | Expenditure          | Notional Balance at 30 June 1997 | Opening Balance at 1 July 1996 | Purchase of Investments |                            |                              |                           |
|  | \$                              | \$                   | \$                   | \$                               | \$                             | \$                      | \$                         | \$                           | \$                        |
| Artbank Trust Account  | 411,539                         | 1,305,286            | 1,230,710            | 486,115                          | -                              | -                       | -                          | -                            | 486,115                   |
| Auscript   | 391,543                         | 15,901,633           | 15,032,247           | 1,260,930                        | -                              | -                       | -                          | -                            | 1,260,930                 |
| Australian Government Health Service                             | 9,433,596                       | 28,756,474           | 30,728,984           | 7,461,085                        | -                              | -                       | -                          | -                            | 7,461,085                 |
| Australian Industrial Property Organisation                      | 15,993,541                      | 69,410,856           | 64,905,883           | 20,498,514                       | -                              | -                       | -                          | -                            | 20,498,514                |
| Australian Property Group  | 81,930,370                      | 1,064,361,080        | 1,055,450,883        | 90,840,568                       | 81,000,000                     | -                       | 81,000,000                 | -                            | 90,840,568                |
| Australian Protective Service                                    | 3,914,625                       | 78,901,371           | 77,642,667           | 5,173,329                        | -                              | -                       | -                          | -                            | 5,173,329                 |
| Australian Quarantine and Inspection Service                     | 1                               | 182,229,893          | 177,405,387          | 4,824,507                        | -                              | -                       | -                          | -                            | 4,824,507                 |
| Australian Building Codes Board                                  | 1,535,791                       | 2,654,647            | 2,478,431            | 1,712,008                        | -                              | -                       | -                          | -                            | 1,712,008                 |
| Business Services Trust Account                                  | 199,020,331                     | 1,130,863,826        | 1,128,004,486        | 201,879,671                      | 199,000,000                    | -                       | 199,000,000                | -                            | 201,879,671               |
| Campaign Reserve   | 527,541                         | 408,274              | 527,541              | 408,274                          | -                              | -                       | -                          | -                            | 408,274                   |
| COMCAR   | 4,950,069                       | 13,403,691           | 18,250,070           | 103,691                          | -                              | -                       | -                          | -                            | 103,691                   |
| Department of Health and Family Services Rehabilitation Services | 28,267,122                      | 149,872,315          | 136,987,555          | 41,151,882                       | -                              | -                       | -                          | -                            | 41,151,882                |
| Legal Practice Trust Account                                     | 42,370,118                      | 119,429,419          | 115,987,330          | 45,812,207                       | -                              | -                       | -                          | -                            | 45,812,207                |
| Public Sector Management Course                                  | 67,298                          | 325,817              | 263,772              | 129,343                          | -                              | -                       | -                          | -                            | 129,343                   |
| Lady Davidson Repatriation Hospital                              | 2,093,455                       | 16,528,145           | 15,417,719           | 3,203,880                        | -                              | -                       | -                          | -                            | 3,203,880                 |
| Royal Australian Mint and Coinage                                | 249,885                         | 69,129,412           | 63,350,404           | 6,028,893                        | -                              | -                       | -                          | -                            | 6,028,893                 |
| Therapeutic Goods Administration                                 | 14,626,166                      | 44,215,903           | 40,845,825           | 17,996,244                       | 5,765,969                      | 3,962,069               | 847,026                    | 8,881,011                    | 9,115,233                 |
| <b>Total: Group 2</b>  | <b>405,782,989</b>              | <b>2,987,698,043</b> | <b>2,944,509,893</b> | <b>448,971,139</b>               | <b>285,765,969</b>             | <b>3,962,069</b>        | <b>280,847,026</b>         | <b>8,881,011</b>             | <b>440,090,128</b>        |

Table 7 Group 3 Other Moneys (Not in Groups 1 or 2) Held in Trust Under the Authority of Parliament to meet Future Expenditure

|   | Receipts and Expenditure        |             | Investments |                                  |                                |                         | Closing Balance 30 June 1997 | Cash Balance 30 June 1997 |
|---|---------------------------------|-------------|-------------|----------------------------------|--------------------------------|-------------------------|------------------------------|---------------------------|
|   | Notional Balance at 1 July 1996 | Receipts    | Expenditure | Notional Balance at 30 June 1997 | Opening Balance at 1 July 1996 | Purchase of Investments |                              |                           |
|   | \$                              | \$          | \$          | \$                               | \$                             | \$                      | \$                           | \$                        |
| Aboriginal and Torres Strait Islander Land Fund                       | 281,507,786                     | 145,154,392 | 47,138,300  | 379,523,878                      | 281,507,786                    | 350,179,700             | 252,163,609                  | 379,523,878               |
| Australia Abroad Council  | 82,478                          | 998,728     | 790,380     | 290,827                          | -                              | -                       | -                            | 290,827                   |
| Australia-China Council   | 426,945                         | 805,725     | 612,940     | 619,731                          | -                              | -                       | -                            | 619,731                   |
| Australia-France Endowment  | 1,160,313                       | 68,433      | 53,437      | 1,175,309                        | 1,105,000                      | -                       | 1,105,000                    | 70,309                    |
| Australia-India Council   | 330,872                         | 752,685     | 920,731     | 162,826                          | -                              | -                       | -                            | 162,826                   |
| Australia-Indonesia Institute T/A                                     | 254,325                         | 1,131,837   | 667,578     | 718,584                          | -                              | -                       | -                            | 718,584                   |
| Australia-Japan Fund  | 201,326                         | 1,347,334   | 805,682     | 742,978                          | -                              | 540,000                 | 540,000                      | 202,978                   |
| Australia-Korea Foundation  | 7,352                           | 722,000     | 612,874     | 116,478                          | -                              | -                       | -                            | 116,478                   |
| Australia-New Zealand Foundation                                      | 91,961                          | 2           | 64,594      | 27,368                           | -                              | -                       | -                            | 27,368                    |
| Australia Remembers *   | 153,151                         | 11,732      | 164,883     | -                                | -                              | -                       | -                            | -                         |
| Australian and New Zealand Environment and Conservation Council Fund  | 1,204,102                       | 530,435     | 668,768     | 1,065,769                        | -                              | -                       | -                            | 1,065,769                 |
| Australian and New Zealand Minerals and Energy Council Energy Sector  | 1,076,822                       | 7,750       | 24,576      | 1,059,996                        | -                              | -                       | -                            | 1,059,996                 |
| Australian Centre for International Agricultural Research             | 897,126                         | 40,761,653  | 40,432,547  | 1,226,232                        | -                              | -                       | -                            | 1,226,232                 |
| Australian Federal Police Sponsored Activities                        | 99,330                          | 584,822     | 91,910      | 592,242                          | -                              | -                       | -                            | 592,242                   |
| Australian Housing Research Fund                                      | 49,933                          | -           | 21,090      | 28,843                           | -                              | -                       | -                            | 28,843                    |
| Australian International Education Foundation International Marketing | 6,119,299                       | 2,797,415   | 7,037,218   | 1,879,496                        | -                              | -                       | -                            | 1,879,496                 |
| Australian Land Transport Development                                 | -                               | 839,453,000 | 839,453,000 | -                                | -                              | -                       | -                            | -                         |
| Australian Population, Multicultural and Immigration Research Program | 240,841                         | 150,000     | 236,864     | 153,977                          | -                              | -                       | -                            | 153,977                   |
| Betrand Albert Lindholt Bequest Reserve                               | -                               | 103,985     | -           | 103,985                          | -                              | -                       | -                            | 103,985                   |
| Building Research   | 123,866                         | -           | 58,650      | 65,216                           | -                              | -                       | -                            | 65,216                    |
| Bureau of Tourism Research  | 878,366                         | 2,812,035   | 2,693,999   | 996,403                          | -                              | -                       | -                            | 996,403                   |
| Child Support   | 18,012,469                      | 456,669,548 | 450,527,874 | 24,154,143                       | -                              | -                       | -                            | 24,154,143                |
| Christmas Island Community Benefit Fee                                | 630,183                         | 440,785     | 853,764     | 217,204                          | -                              | -                       | -                            | 217,204                   |



Trust Fund

Table 7 Group 3 - continued

|   | Receipts and Expenditure        |               | Investments    |                                  |                                |                            | Closing Balance 30 June 1997  | Cash Balance 30 June 1997 |
|---|---------------------------------|---------------|----------------|----------------------------------|--------------------------------|----------------------------|-------------------------------|---------------------------|
|   | Notional Balance at 1 July 1996 | Receipts \$   | Expenditure \$ | Notional Balance at 30 June 1997 | Opening Balance at 1 July 1996 | Purchase of Investments \$ | Realisation of Investments \$ |                           |
| Christmas Island Special Fund *                                       | 338,553                         | -             | 338,553        | -                                | -                              | -                          | -                             | -                         |
| Confiscated Assets  | 7,205,327                       | 3,527,440     | 9,193,153      | 1,539,614                        | -                              | -                          | -                             | 1,539,614                 |
| Contributions to the National Science and Technology Centre           | 2,217,519                       | 1,002,997     | 1,611,949      | 1,608,568                        | 1,595,613                      | 771,845                    | 1,148,310                     | 389,420                   |
| Cultural Ministers' Council   | 738,996                         | 566,269       | 560,162        | 745,104                          | -                              | -                          | -                             | 745,104                   |
| Debt Retirement Reserve   | 17,287,094                      | 781,714,331   | 793,791,091    | 5,210,334                        | -                              | -                          | -                             | 5,210,334                 |
| Defence Service Homes Insurance                                       | 29,952,297                      | 37,280,783    | 29,847,896     | 37,385,184                       | 29,548,468                     | 15,075,573                 | 7,600,000                     | 361,142                   |
| Defence Support Centre, Woomera                                       | 2,224,212                       | 21,218,877    | 21,219,502     | 2,223,587                        | -                              | -                          | -                             | 2,223,587                 |
| Federal Office of Road Safety - Research and Public Education Program | -                               | 540,648       | 139,248        | 401,400                          | -                              | -                          | -                             | 401,400                   |
| Forestry  | 78,230                          | 5,161         | -              | 83,391                           | 78,000                         | 5,000                      | 83,000                        | 391                       |
| Grawemeyer Award  | -                               | 82,000        | 36,143         | 45,857                           | -                              | -                          | -                             | 45,857                    |
| Health and Community Services Ministerial Council                     | 640,500                         | 3,932,720     | 3,653,658      | 919,562                          | -                              | -                          | -                             | 919,562                   |
| Higher Education  | -                               | 891,486,915   | 891,486,915    | -                                | -                              | -                          | -                             | -                         |
| Housing Costs Action Program  | 158,249                         | -             | -              | 158,249                          | -                              | -                          | -                             | 158,249                   |
| Human Pituitary Hormones  | 4,635,572                       | -             | 166,261        | 4,469,311                        | -                              | -                          | -                             | 4,469,311                 |
| Industry Related Systems Development                                  | -                               | 786,022       | 786,022        | -                                | -                              | -                          | -                             | -                         |
| Interstate Road Transport   | -                               | 19,915,737    | 19,915,737     | -                                | -                              | -                          | -                             | -                         |
| Law Enforcement Projects - Attorney-General's Department              | 208,609                         | 298,310       | 188,609        | 318,310                          | -                              | -                          | -                             | 318,310                   |
| Australian Federal Police   | 2,208,995                       | -             | 1,447,387      | 761,609                          | -                              | -                          | -                             | 761,609                   |
| Australian Transaction Reports and Analysis Centre                    | 104,514                         | -             | 24,556         | 79,958                           | -                              | -                          | -                             | 79,958                    |
| National Crime Authority  | 2,364,594                       | 12,986        | 1,175,979      | 1,201,601                        | -                              | -                          | -                             | 1,201,601                 |
| Director of Public Prosecutions                                       | 12,267                          | -             | -              | 12,267                           | -                              | -                          | -                             | 12,267                    |
| Insurance and Superannuation Commission                               | 102,324                         | -             | 102,324        | -                                | -                              | -                          | -                             | -                         |
| Loan Consolidation and Investment Reserve                             | 2,848,034,375                   | 1,480,113,151 | 501,015,412    | 3,827,132,114                    | 2,836,207,621                  | 1,464,546,153              | 2,773,575,242                 | 2,299,953,582             |
| Louisa Jane Cave Bequest Fund   | 3,952                           | -             | 3,952          | -                                | -                              | -                          | -                             | -                         |
| Medical Research Endowment Fund                                       | 7,144,681                       | 143,928,914   | 134,778,855    | 16,294,740                       | -                              | -                          | -                             | 16,294,740                |
| Ministerial Publications  | 15,763                          | 2,317         | 3,500          | 14,580                           | -                              | -                          | -                             | 14,580                    |

Trust Fund

Table 7 Group 3 - continued

|  | Receipts and Expenditure        |                      | Investments          |                                  | Realisation of Investments     | Closing Balance         |                      | Cash Balance         |
|--|---------------------------------|----------------------|----------------------|----------------------------------|--------------------------------|-------------------------|----------------------|----------------------|
|  | Notional Balance at 1 July 1996 | Receipts             | Expenditure          | Notional Balance at 30 June 1997 | Opening Balance at 1 July 1996 | Purchase of Investments | 30 June 1997         | 30 June 1997         |
|  | \$                              | \$                   | \$                   | \$                               | \$                             | \$                      | \$                   | \$                   |
| National Cattle Disease Eradication                          | 17,843,365                      | 4,941,381            | 5,124,448            | 17,660,298                       | 17,579,000                     | 14,330,000              | 17,483,000           | 177,298              |
| National Housing Research Fund                               | 336,726                         | 146,405              | 308,900              | 174,231                          | -                              | -                       | -                    | 174,231              |
| National Residue Survey                                      | 4,885,980                       | 7,902,343            | 6,693,288            | 6,095,034                        | 4,700,000                      | 1,200,000               | 5,900,000            | 195,034              |
| National Trade and Investment Outlook Conference '95 *       | 7,471                           | (1,748)              | 5,723                | -                                | -                              | -                       | -                    | -                    |
| National Trade and Investment Outlook Conference '96 Reserve | 15,550                          | 887,360              | 902,910              | -                                | -                              | -                       | -                    | -                    |
| Natural Resources Management Fund                            | 3,353,167                       | 4,748,408            | 3,519,193            | 4,582,382                        | 3,323,000                      | 4,543,000               | 4,486,000            | 96,382               |
| Ozone Protection Trust Fund                                  | 256,811                         | 487,580              | 197,543              | 546,848                          | -                              | -                       | -                    | 546,848              |
| Poultry Industry   | 244,187                         | 7,042                | 251,229              | -                                | 243,000                        | 7,000                   | 250,000              | 0                    |
| Returned Payments  | -                               | 75,307,171           | 75,303,026           | 4,145                            | -                              | -                       | -                    | 4,145                |
| Standing Committee on Recreation and Sport Consultancy Fund  | 32,002                          | 188,500              | 25,000               | 195,502                          | -                              | -                       | -                    | 195,502              |
| Superannuation Holding Accounts Reserve                      | 3,699,180                       | 10,689,551           | 3,122,453            | 11,266,279                       | -                              | -                       | -                    | 11,266,279           |
| Training Guarantee Fund                                      | 614,283                         | 81,960               | -                    | 696,243                          | -                              | -                       | -                    | 696,243              |
| Universal Service Fund                                       | -                               | 22,069,545           | 22,069,545           | -                                | -                              | -                       | -                    | -                    |
| <b>Total: Group 3</b>  | <b>3,270,514,192</b>            | <b>5,009,175,370</b> | <b>3,922,941,780</b> | <b>4,356,747,783</b>             | <b>3,175,887,489</b>           | <b>1,851,198,272</b>    | <b>3,052,543,161</b> | <b>2,382,205,182</b> |

\* - These Trust Accounts were closed during the financial year.

## LOAN FUND

Section 55 of the *Audit Act 1901* provides that a separate account, called the Loan Fund, shall be kept of all moneys raised by way of loan upon the public credit of the Commonwealth, other than moneys raised by way of advances made by banks in pursuance of agreements under section 20 of the Act. The Fund is kept under such separate heads as are specified in the Loan Acts under the authority of which the moneys are raised. Moneys standing to the credit of the Loan Fund may be expended only under the authority of an Act. The Parliament has power to make laws for borrowing money under section 51(iv) of the *Commonwealth of Australia Constitution Act 1901*.

A summary of the receipts and expenditure of the Loan Fund is set out in Table 8.

Securities denominated in Australian Dollars currently issued for public borrowings comprise Treasury (Fixed Coupon) Bonds, Treasury (Adjustable Rate) Bonds, Treasury Indexed Bonds and Treasury Notes issued in accordance with the *Commonwealth Inscribed Stock Act 1911*. Securities denominated in overseas currencies are issued in accordance with the *Loan Securities Act 1919*. Details of Government Securities on Issue at 30 June 1997 are provided at Table 12 in Section IV.

Treasury (Fixed Coupon) Bonds, Treasury (Adjustable Rate) Bonds and Treasury Indexed Bonds are marketable securities issued by periodic tender and may be freely transferred throughout Australia. Treasury (Fixed Coupon) Bonds are medium to long term securities which carry a rate of interest fixed over the life of the security payable on the face (or par) value of the security and are repayable at face value on maturity. Treasury (Adjustable Rate) Bonds are a medium to long term security which carry an interest rate, adjusted quarterly in line with movements in Bank Bill rates, on the face value of the security and are repayable at face value on maturity. Treasury Indexed Bonds are also medium to long term securities and are issued in the form of Capital Indexed Bonds. The nominal value of the securities, on which a fixed rate of interest applies, varies over time according to movements in the Consumer Price Index. At maturity the adjusted capital value of the Bonds is repaid. In the past, Treasury Indexed Bonds were also issued in the form of Interest Indexed Bonds which carry a nominal rate of interest which varies over time according to movements in the Consumer Price Index and are repayable at face value on maturity.

Treasury Notes are issued by periodic tenders (usually weekly), with maturities of 5, 13 or 26 weeks at a discount determined in the tender process. They are freely transferable throughout Australia and are redeemable at par on maturity. Treasury Notes are primarily used to finance within-year differences in timing between the Government's expenditure and revenue collections. Internal Treasury Bills are a form of security available for the investment of Trust Fund cash surpluses to help finance any potential deficits in the Consolidated Revenue or Loan Funds.

The Commonwealth has not borrowed through the issue of securities denominated in foreign currencies since 1987. Outstanding borrowings are denominated in a variety of currencies and were issued with medium to long term maturities.

Interest on securities is a charge on the Consolidated Revenue Fund.

**Table 8 Loan Fund Summary**

|   | Receipts/<br>Expenditure |                       |
|---|--------------------------|-----------------------|
|   | \$                       | \$                    |
| Balance at 1 July 1996  |                          | 86,498                |
| Add Receipts 1996-97:   |                          |                       |
| Loans raised in Australia:  |                          |                       |
| Treasury Bonds  | 6,964,599,847            |                       |
| Treasury (Adjustable Rate) Bonds  | 900,000,000              |                       |
| Treasury Notes  | 57,372,248,513           |                       |
| Income Equalization Deposits (a)  | 123,174,365              |                       |
| Premiums on Issue of Commonwealth Securities  | 313,206,638              |                       |
| Indexed Bonds   | 770,416,201              |                       |
| Internal Treasury Bills   | 1,463,000,000            |                       |
| Repayments from the Consolidated Revenue Fund under<br>subsection 3(2) of the Loan (Temporary Revenue Deficits)<br>Act 1953 (b) | 10,366,016,486           |                       |
| <b>Total Loan Raisings</b>  |                          | <b>78,272,662,051</b> |
|   |                          | 78,272,748,549        |
| Less Expenditure 1996-97:   |                          |                       |
| Loan (Income Equalization Deposits) Act 1976  |                          |                       |
| - Repayment of Income Equalization Deposits (a)   | 123,174,365              |                       |
| Redemptions:  |                          |                       |
| Loans Redemption and Conversion Act 1921:   |                          |                       |
| Australian Savings Bonds  | 476,780                  |                       |
| Indexed Bonds   | -                        |                       |
| Internal Treasury Bills   | 3,456,000,000            |                       |
| Other   | 450                      |                       |
| Special Bonds   | 13,590                   |                       |
| Treasury Bonds  | 4,229,252,351            |                       |
| Treasury Notes  | 59,187,732,743           |                       |
| Overseas Borrowings   | 749,281,825              |                       |
| Loan Flotation Expenses   | 136,862                  |                       |
| Discounts on Treasury Bonds Redeemed  | 160,500,066              |                       |
| Discounts on Oversea Borrowings   | 84,526                   |                       |
| Payments to the Consolidated Revenue Fund under subsection 3(1)<br>of the Loan (Temporary Revenue Deficits) Act 1953 (b)        | 10,366,016,486           |                       |
| <b>Total Loan Fund Payments</b>   |                          | <b>78,272,670,044</b> |
| <b>Balance at 30 June 1997</b>  |                          | <b>78,505</b>         |

(a) These items are recorded in the Department of Primary Industries and Energy financial statements.

(b) These items are recorded in the Department of Finance financial statements. All other Loan Fund transactions are included in the Department of the Treasury financial statements.

## Section II - Budget Outcome 1996-97

In the Budget Statements the basic distinction is made between 'above' and 'below' the line transactions.

- 'Above the line' transactions comprise outlays and revenue; the difference between which is the budget balance (surplus/deficit).
- 'Below the line' transactions are undertaken to finance a deficit or utilise a surplus.

Outlays and revenue are economic concepts expressed as net amounts. Those terms, indicating money flows (relative to the CPA) relate to payments (out) and receipts (in).

Outlays show the net extent to which resources flow out from the Budget to other sectors of the economy for purposes of purchase of goods and services or transfer of income - they consist of above the line payments and receipts.

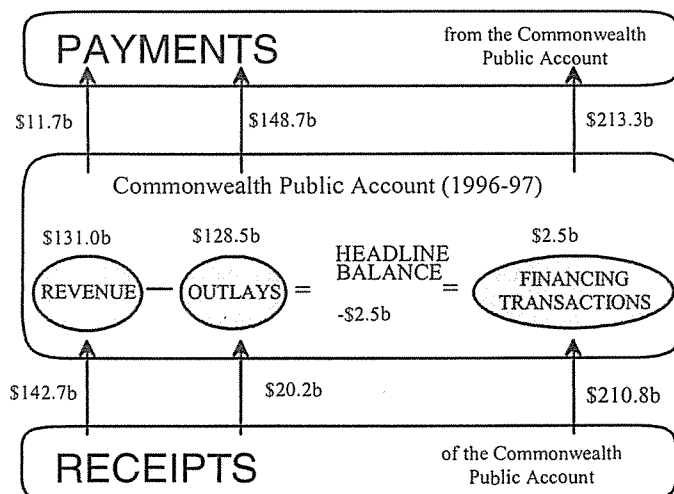
Revenue shows the net extent to which resources flow into the Budget from other sectors of the economy - while basically composed of above the line receipts, they are net of tax refunds (payments).

The result is shown at Figure 2.

Contributions to all Budget outlays and revenue arise from the receipts and expenditure of the Consolidated Revenue Fund, the Loan Fund and the Trust Fund. It can be seen from Figure 2 that in measuring both outlays and revenue, some netting off of items occurs. Thus some receipts (\$20.2b in 1996-97) are offset against payments in measuring outlays and some payments (\$11.7b in 1996-97) are offset against receipts in measuring revenue. The definition of outlays and revenue used in the budget accord with Australian Bureau of Statistics standards which are based on International Monetary Fund and United Nations statistical practices.

Table 9 reflects the allocation of Consolidated Revenue Fund receipts and expenditure as shown in Table 1 of this statement over major Budget functions in terms of outlays and revenue together with information on net contributions to Budget totals arising from transactions of the Loan Fund and Trust Fund. Table 10 shows a reconciliation of the total expenditure from the Consolidated Revenue Fund and Budget Outlays, whilst Table 11 shows a reconciliation between total receipts of the Consolidated Revenue Fund and Budget Revenue.

Figure 2



## BUDGET OUTCOME 1996-97

The following tables reflect a reconciliation of the transactions of the three Funds with the Budget outcome in terms of Outlays and Revenue.

**Table 9 Reconciliation of the transactions of the Consolidated Revenue Fund, Loan Fund and Trust Fund with Budget Outlays and Revenue 1996-97 (a)**

| Budget Statement Heading or Function  | Consolidated Revenue Fund |                      | Net transactions<br>of Loan Fund Dr | Net transactions<br>of Trust Fund Cr | Total                      |
|---|---------------------------|----------------------|-------------------------------------|--------------------------------------|----------------------------|
|   | Receipts Cr               | Expenditure<br>(b)Dr |                                     |                                      |                            |
|   | \$m                       | \$m                  | \$m                                 | \$m                                  | \$m                        |
| <b>Outlays -</b>  |                           |                      |                                     |                                      |                            |
| <b>General Public Services</b>  |                           |                      |                                     |                                      |                            |
| Legislative and Executive Affairs   | 28.7                      | 509.3                | -                                   | 0.0                                  | 480.7                      |
| Financial and Fiscal Affairs  | 580.8                     | 2,384.6              | 0.1                                 | 0.1 <i>Dr</i>                        | 1,804.0                    |
| Foreign Economic Aid  | 198.4                     | 2,136.6              | -                                   | 1.7                                  | 1,936.5                    |
| General Research  | 15.9                      | 1,170.6              | -                                   | 4.2                                  | 1,150.5                    |
| General Services  | 436.9                     | 549.0                | -                                   | 6.9                                  | 105.3                      |
| Govt.Superannuation Benefits  | 2,270.1                   | 3,737.0              | -                                   | -                                    | 1,466.9                    |
| Defence   | 611.6                     | 10,610.8             | -                                   | -                                    | 9,999.2                    |
| Public Order and Safety   | 99.2                      | 1,319.5              | -                                   | 5.6 <i>Dr</i>                        | 1,225.9                    |
| Education   | 62.4                      | 10,804.5             | -                                   | 74.0 <i>Dr</i>                       | 10,816.0                   |
| Health  | 63.1                      | 19,268.1             | -                                   | 9.0 <i>Dr</i>                        | 19,214.0                   |
| Social Security and Welfare   | 107.7                     | 49,237.2             | -                                   | 314.5 <i>Dr</i>                      | 49,444.0                   |
| Housing and Community Amenities   | 183.8                     | 1,150.4              | -                                   | 4.0                                  | 962.5                      |
| Recreation and Culture  | 30.0                      | 1,350.0              | -                                   | 0.1                                  | 1,319.9                    |
| Fuel and Energy   | 13.3                      | 26.5                 | -                                   | -                                    | 13.2                       |
| Agriculture, Forestry and Fishing   | 69.1                      | 1,926.4              | -                                   | 1.3 <i>Dr</i>                        | 1,858.6                    |
| Mining & Mineral Resources, other<br>than Fuels; Manufacturing; and<br>Construction | 42.3                      | 1,720.3              | -                                   | 0.1 <i>Dr</i>                        | 1,678.0                    |
| Transport and Communication   | 3,923.0                   | 2,405.5              | -                                   | 21.7 <i>Dr</i>                       | 1,495.8 <i>Cr</i>          |
| <b>Other Economic Affairs</b>   |                           |                      |                                     |                                      |                            |
| Tourism and Area Promotion  | 0.0                       | 85.9                 | -                                   | -                                    | 85.9                       |
| Labour and Employment Affairs   | 45.9                      | 3,149.6              | -                                   | 0.1 <i>Dr</i>                        | 3,103.8                    |
| Other Economic Affairs; nec   | 60.8                      | 365.6                | -                                   | 0.1 <i>Dr</i>                        | 305.0                      |
| <b>Other Purposes</b>   |                           |                      |                                     |                                      |                            |
| Public Debt Interest  | 858.4                     | 10,387.9             | 152.6 <i>Cr</i>                     | 25.0 <i>Dr</i>                       | 9,401.8                    |
| General Purpose Inter-Govt<br>Transactions  | 401.9                     | 18,649.7             | -                                   | 781.7                                | 17,466.1                   |
| Natural Disaster Relief   | 5.5                       | 20.5                 | -                                   | -                                    | 15.1                       |
| Contingency Reserve   | -                         | -                    | -                                   | -                                    | -                          |
| Asset Sales   | 3,948.4                   | 101.7                | -                                   | -                                    | 3,846.7 <i>Cr</i>          |
| <b>Total Outlays</b>  | <b>14,057.0</b>           | <b>143,067.1</b>     | <b>152.5 <i>Cr</i></b>              | <b>347.1</b>                         | <b>128,510.5</b>           |
| <b>Revenue -</b>  |                           |                      |                                     |                                      |                            |
| Taxation Revenue (c)  | 125,661.7                 | 322.3                | -                                   | 467.3                                | 125,806.6 <i>Cr</i>        |
| Interest,Rent,Dividends & Royalties   | 5,120.7                   | 12.2                 | -                                   | 107.2                                | 5,215.7 <i>Cr</i>          |
| <b>Total Revenue</b>  | <b>130,782.4</b>          | <b>334.4</b>         | <b>-</b>                            | <b>574.5</b>                         | <b>131,022.4 <i>Cr</i></b> |
| Surplus (d)   |                           |                      |                                     |                                      | 2,511.9 <i>Cr</i>          |
| Financing Transactions  | 105,466.9                 | 106,904.7            | 152.5                               | 2,104.8                              | 514.5 <i>Cr</i>            |
| <b>Fund Totals</b>  | <b>250,306.2</b>          | <b>250,306.2</b>     | <b>-</b>                            | <b>3,026.4</b>                       | <b>3,026.4 <i>Cr</i></b>   |

(a) This table was prepared on the basis of functional classification conventions applicable at the time of the 1996-97 Budget.

(b) Some transfers between Consolidated Revenue Fund and Trust Fund which may be used to finance final outlays under more than one Budget Statement heading are offset under the heading to which most of the final outlay relates. The Consolidated Revenue Fund payment and Trust Fund receipt are offset against one another and payments from the Trust Fund are allocated to appropriate Budget Statement headings. Certain items which are netted in appropriations have been shown in gross form in some elements of the Consolidated Revenue Fund payments column. The offsetting credits are also included in the column.

(c) Taxation Revenue includes certain receipts which are classified as Taxation Revenue for Budget purposes, but which are excluded from Table 4 as they are not considered to be taxes in the legal sense of the word.

(d) The Budget surplus of \$2511.9m together with the net financing transactions of the three Funds totalling \$514.5m has resulted in an increase in cash balances of \$3,026.4m which it is estimated will be applied to the net redemption of loan raisings in Australia and overseas in future years.

**Table 10 Reconciliation between Outlays in Table 9 and Expenditure from Appropriations of the Consolidated Revenue Fund 1996-97**

|  | \$m       | \$m       |
|--|-----------|-----------|
| Appropriations   |           |           |
| Special Appropriations   | 215,962.6 |           |
| Appropriation (Parliamentary Departments) Acts 1996-97   | 133.3     |           |
| Appropriation Acts (No.1 and 3) 1996-97  | 30,905.0  |           |
| Appropriation Acts (No.2 and 4) 1996-97  | 3,305.3   |           |
| Total Consolidated Revenue Fund expenditure (as per Table 3)                                   |           | 250,306.2 |
| Less amounts appropriated and included in CRF expenditure but not included in outlays (a)      |           |           |
| Payments from CRF classified as financing transactions (as per Table 9)                        | 106,904.7 |           |
| Payments from CRF which have been netted against budget receipts and classified as revenue (b) | 334.4     | 107,239.2 |
| Total outlays from CRF payments (as per Table 9)   |           | 143,067.1 |
| Less CRF receipts offset within outlays (c)  |           | 14,057.0  |
| Outlays funded from CRF  |           | 129,010.1 |
| Add outlays from other funds   |           |           |
| Outlays funded from Loan Fund  |           | 152.5 Cr  |
| Outlays funded from movement in Trust Fund Balances (d)  |           | 347.1 Cr  |
| Total outlays as per Table 9   |           | 128,510.5 |

- (a) This removes CRF payment items which have been classified as financing transactions rather than outlays because they are considered to be closely related to the raising of loans or comprise transactions involving other financial assets and liabilities. These include items such as the payment of superannuation pensions of former employees of the Postal and Telecommunications Corporation and transfers to the Loan Consolidation and Investment Reserve to either repurchase current Commonwealth securities or to meet the cost of redeeming maturing Commonwealth Securities. This adjustment also takes account of the principal portion of payments by various statutory authorities on loans made by the Commonwealth on their behalf.
- (b) This removes items of expenditure from CRF which do not form part of outlays because they are considered to be closely related to certain revenue items or relate to refunds of receipts and are therefore shown as offsets to the revenue side of the budget.
- (c) This adjustment places payments on a 'net' basis (ie outlays) by subtracting receipts items which are defined as offsets within outlays because they are considered to be charges for goods and services or are proceeds from the sale of assets or repayments of advances.
- (d) This adjustment adds the movement in trust account balances which is classified as outlays. When trust account payments exceed trust account receipts classified as outlays this adjustment will increase total outlays. In the reverse situation this adjustment will have the effect of reducing total outlays.

**Table 11 Reconciliation between Revenue in Table 9 and Receipts of the Consolidated Revenue Fund 1996-97**

|   | \$m       | \$m       |
|---|-----------|-----------|
| Receipts of the Consolidated Revenue Fund                                 |           | 276,918.7 |
| Less Refunds of Receipts  |           |           |
| Audit Act 1901, section 37A   | 15,658.8  |           |
| Taxation Administration Act 1953  | 10,953.6  | 26,612.4  |
| Total Net Consolidated Revenue Fund Receipts (as per Table 3) (a)         |           | 250,306.2 |
| Less amounts included in CRF receipts but not included in Budget revenues |           |           |
| Receipts of CRF classified as financing transactions (as per Table 9) (b) | 105,466.9 |           |
| Receipts of CRF which have been netted against Budget outlays (c)         | 14,057.0  | 119,523.9 |
| Total Revenue from CRF (as per Table 9)                                   |           | 130,782.4 |
| Less CRF payments offset against Revenue (as per Table 9) (d)             |           | 334.4     |
| Revenue received by the CRF   |           | 130,447.9 |
| Add Revenue from the Trust Fund (e)                                       |           | 574.5     |
| Total Budget Revenue as per Table 9                                       |           | 131,022.4 |

- (a) Budget Paper No. 2 1996-97, this document and departmental financial statements report principally on net receipts (ie receipts after refunds of receipts have been taken account of).
- (b) This removes CRF receipt items which have been classified as financing transactions rather than revenue because they are considered to be closely related to loan raising or comprise transactions involving other financial assets and liabilities. These include items such as the payments of employer superannuation contributions by Australia Post and Telecom.
- (c) This removes receipts of the CRF which do not form part of budget revenue because they are considered to be charges for goods and services or are proceeds from the sale of assets or repayment of advances.
- (d) This adjustment places receipts on a 'net' basis (ie revenues) by subtracting items which are defined as offsets within revenue because they are considered to be closely related to certain revenue items.
- (e) This adjustment adds the movement in trust account balances which is classified as Revenue. When trust account receipts classified as Revenue exceed trust account payments classified as Revenue this adjustment will increase total revenue. In the reverse situation this adjustment will have the effect of reducing total revenue.



## Section III - Directions and Determinations by the Minister for Finance and Administration

### DIRECTIONS PURSUANT TO SUBSECTION 35A(1) OF THE AUDIT ACT 1901

Following enactment of the *Workplace Relations and Other Legislation Amendment Act 1996* which, inter alia, transferred jurisdiction from the Industrial Relations Court of Australia to the Federal Court of Australia, the Minister for Finance and Administration for the purpose of section 35A of the *Audit Act 1901* made a direction pursuant to that section, the effect of which was to continue the availability of moneys appropriated by the Parliament to the Industrial Relations Court of Australia for certain purposes or functions to the Federal Court of Australia for the same purposes or functions.

The direction took the following form and particulars are set out hereunder:

I, JOHN FAHEY, being satisfied that it is necessary to do so in consequence of the function specified in column 1 of the Schedule to this direction, being a function of the original Department specified in column 2 of that Schedule, having become by virtue of the *Workplace Relations and Other Legislation Amendment Act 1996*, a function of the receiving Department specified in column 3 of that Schedule, hereby direct, pursuant to subsection 35A (1) of the *Audit Act 1901*, that the moneys specified in column 4 of the Schedule, being moneys appropriated by an Appropriation Act that could, if the change of function had not taken place, lawfully have been issued and applied for a particular purpose related to the performance by the original Department of that function, may be issued and applied for the corresponding purpose by the receiving Department of that function.

JOHN FAHEY

Minister of State for Finance

| Column 1<br>Function and Purpose   | Column 2<br>Original Department         | Column 3<br>Receiving Department      | Column 4<br>Moneys<br>\$ |
|--|---|---------------------------------------|--------------------------|
| 138-1 ADMINISTRATIVE - Running Costs (net appropriation - see section 9) (see also section 10) | Industrial Relations Court of Australia | Federal Court of Australia (134-1)    | 1,470,775                |
| 138-2-01 ADMINISTRATIVE - Other Services - Compensation and legal expenses                     | Industrial Relations Court of Australia | Federal Court of Australia (134-3-02) | 21,000                   |

### WAIVER OF RIGHTS OF COMMONWEALTH APPROVED BY MINISTER FOR FINANCE AND ADMINISTRATION UNDER SUBSECTION 70C (2)

During 1996-97, the Minister for Finance and Administration or his delegate approved, under subsection 70C (2) of the *Audit Act 1901*, thirteen waivers totalling \$52,106,493. Of this total, five significant waivers totalling \$35,139,702 were related to repayment of loans made to the Northern Territory, South Australia and Tasmania, one waiver of \$16,664,827 was in respect of site user fees owed to the Commonwealth by regional television licensees, and one waiver of \$239,515 related to the recovery of overpayments of Parliamentary allowance (salary), electorate and travelling allowances and other incidental benefits paid to, or in respect of, Ms J Kelly as a result of her election as a Member of the House of Representatives being ruled void.

## **Section IV - Further information relating to the Financial Affairs of the Commonwealth**

**Table 12 - List of Commonwealth Departments, Trusts, Other Agencies and Entities as at 30 June 1997 (Not subject to Audit)**

The purpose of this listing is to assist readers to place in perspective those Commonwealth controlled bodies covered under this Aggregate Statement, and those that are not. The shaded area identifies those organisations that operate on the Commonwealth Public Account. The list was circulated to Departments for confirmation of accuracy and completeness as at 30 June 1997.

TABLE 12 - COMMONWEALTH DEPARTMENTS, TRUSTS, OTHER AGENCIES AND ENTITIES as at 30 JUNE 1997

| DEPARTMENTS OF<br>STATE AND OTHER<br>SZAB DEPARTMENTS<br>(N) = does not operate<br>on CPA   | TRUSTS<br>(all operating on CPA)<br>(may or may not be budget funded)  | OTHER PREDOMINANTLY<br>BUDGET FUNDED<br>AGENCIES OPERATING<br>ON THE CPA | PREDOMINANTLY BUDGET<br>FUNDED ENTITIES NOT<br>OPERATING ON THE CPA   | OTHER ENTITIES * NOT<br>OPERATING ON THE CPA AND<br>NOT NORMALLY RECEIVING<br>BUDGET FUNDING<br># = received funds in 1995/96 |
|---|--|--|---|---|
| <p>* THESE ENTITIES INCLUDE COMPANIES AND INCORPORATED ASSOCIATIONS WHICH THE GOVERNMENT CONTROLS. 'Control' means the capacity of an entity to dominate decision making, directly or indirectly, in relation to the financial and operating policies of another entity so as to enable that other entity to operate with it in achieving the objectives of the controlling entity. 'G' indicates a company limited by guarantee. Percentages shown against chief entities indicate the extent of the Commonwealth's interest in that entity. Percentages shown in respect of a subsidiary or associated company, indicate the interest of the chief entity in that subsidiary.</p> <p>N.B. Shaded area represents those departments, trusts, agencies and entities operating on the Commonwealth Public Account (CPA).</p> |  |  |   |   |
| Senate  | Senate - Services for other governments and non-departmental bodies  |  |   |   |
| House of Representatives  | OTM - House of Representatives Training Assistance for Parliaments of developing Commonwealth countries<br>House of Representatives - Services for other governments and non-departmental bodies   |  |   |   |
| Parliamentary Reporting Staff   | Parliamentary Reporting Staff - Services for other governments and non-departmental bodies   |  |   |   |
| Parliamentary Library   | Parliamentary Library - Services for other governments and non-departmental bodies   |  |   |   |
| Joint House   | Joint House - Services for other governments and non-departmental bodies   |  |   |   |
| Attorney-General's  | Attorney-General's Department - Services for other governments and non-departmental bodies other than the Australian Securities Commission Auscript<br>OTM - Attorney-General's Common Investment Fund Equalisation A/c<br>Attorney-General's Department Law Enforcement Projects<br>Australian Protective Service T/A<br>Confiscated Assets Trust<br>Legal Practice Trust Account |  | Australian Institute of Criminology<br>Criminology Research Council<br>High Court of Australia<br>Law Reform Commission | Law Courts Ltd<br>G   |
| Administrative Appeals Tribunal   | Administrative Appeals Tribunal - Services for other governments and non-departmental bodies   |  |   |   |

Table 12 - Commonwealth Departments, Trusts, Other Agencies and Entities as at 30 June 1997 - continued

|  |  |   |  |                              |
|--|--|---|--|------------------------------|
| Australian Federal Police                          | OTM - Australian Federal Police Projects<br>Australian Federal Police - Services for other governments and non-departmental bodies<br>Australian Federal Police Sponsored Activities   | Australian Bureau of Criminal Intelligence                                |  |                              |
| Australian Security Intelligence Organization (N)  |  |   |  |                              |
| Australian Transaction Reports and Analysis Centre | Australian Transaction Reports and Analysis Centre Law Enforcement Projects  |   |  |                              |
| Family Court of Australia                          | OTM - Family Court of Australia<br>Family Court of Australia - Services for other governments and non-departmental bodies  |   |  |                              |
| Federal Court of Australia                         | OTM - Federal Court of Australia<br>Federal Court of Australia - Services for other governments and non-departmental bodies<br>Industrial Relations Court of Australia - Services for other governments and non-departmental bodies  |   |  |                              |
| Human Rights and Equal Opportunity Commission      | Human Rights and Equal Opportunity Commission - Services for other governments and non-departmental bodies   |   |  |                              |
| National Crime Authority                           | National Crime Authority - Services for other governments and non-departmental bodies<br>National Crime Authority Law Enforcement Projects   |   |  |                              |
| National Native Title Tribunal                     | National Native Title Tribunal - Services for other governments and non-departmental bodies<br>OTM - Director of Public Prosecutions<br>Director of Public Prosecutions Law Enforcement Projects<br>Director of Public Prosecutions - Services for other governments and non-departmental bodies |   |  |                              |
| Office of Film and Literature Classification       |  |   |  |                              |
| Office of Parliamentary Counsel                    | Office of Parliamentary Counsel - Services for other governments and non-departmental bodies<br>ArbBank Trust Account<br>Australian Film Industry<br>National Film and Sound Archive Fund<br>Cultural Ministers' Council<br>Universal Service Fund   | National Film and Sound Archive<br>National Science and Technology Centre | Australian Broadcasting Corporation<br>National Gallery of Australia<br>Special Broadcasting Service | 100%<br>100%<br>100%<br>100% |



Table 12 - Commonwealth Departments, Trusts, Other Agencies and Entities as at 30 June 1997 - continued

|   |   |  |   |  |                          |
|---|---|--|---|--|--------------------------|
| Defence   | Defence - Projects for other governments and international bodies<br>Defence - Services for non-departmental bodies<br>Endowments - Defence<br>Fedorenko Legacy Fund<br>OTM - Defence<br>Young Endeavour Youth Program<br>Operating Fund<br>Defence Support Centre, Woomera   |  |   | Army and Air Force Canteen Service<br>Defence Housing Authority<br>Australian Military Forces Relief T/I<br>Royal Australian Air Force<br>Veterans' Residences Trust Fund<br>Royal Australian Navy Relief T/F<br>Royal Australian Air Force<br>Welfare Trust Fund<br>Australian Defence Industries Limited<br>Defence Technology Australia P/L | 100%<br>#<br>100%        |
| Veterans' Affairs                                 | OTM - Veterans' Affairs<br>Australia Remembers<br>Veterans' Affairs - Services for other governments and non-departmental bodies<br>Defence Service Homes Insurance T/A<br>Repatriation Hospital - Lady Davidson<br>Employment, Education, Training and Youth Affairs - Services for other governments and non-departmental bodies<br>OTM - Employment, Education, Training and Youth Affairs<br>Higher Education T/A<br>Australian International Education Foundation<br>International Marketing<br>National Youth Affairs Research Scheme |  | Australian War Memorial   |  |                          |
| Employment, Education, Training and Youth Affairs |   | National Board of Employment, Education and Training | The Australian National University<br>University of Canberra<br>Australian Maritime College<br>Anglo Australian Telescope Board<br>Australian National Training Authority<br>Employment Services Regulatory Authority | -ANUTECH P/L<br>-AMC Search Ltd<br>Australian American Education Foundation<br>29 Industry Training Committee Companies<br>95 Industry Training Committee Incorporated Associations<br>Contemporary Music Development Co Ltd<br>National Center for Vocational Education Research Ltd.   | 100%<br>G<br>G<br>G<br>G |
| Environment, Sport and Territories                | Environment, Sport and Territories - Services for other governments and non-departmental bodies<br>OTM - Environment, Sport and Territories<br>Christmas Island Community Benefit Fee<br>Australian and New Zealand Environment and Conservation Council Fund<br>Ozone Protection Trust Fund<br>Standing Committee on Recreation and Sport<br>Consultancy Fund  | Commonwealth Bureau of Meteorology                   | Australian Nature Conservation Agency<br>Great Barrier Reef Marine Park Authority<br>Australian Sports Drug Agency<br>Australian Heritage Commission<br>NEPC Service Corporation<br>Australian Sports Commission      |  | G                        |

Table 12 - Commonwealth Departments, Trusts, Other Agencies and Entities as at 30 June 1997 - continued

| National Capital Planning Authority  | OTM - National Capital Planning Authority   |  |  | Commonwealth Funds  |
|--|---|--|--|---|
| <p>Finance</p> <p>Public Trustee and Custodian</p> <p>Finance - Services for other governments and non-departmental bodies</p> <p>OTM - Finance</p> <p>Finance - Provision of Accounting Services to Concord Hospital, New South Wales</p> <p>Finance - Accounting Services</p> <p>Finance - Provision of accounting services to the ACT Government</p> <p>Provision of Salary Services to Repatriation General Hospital Daw Park, South Australia</p> <p>Qantas Airways Ltd Public Share Offer</p> <p>Commonwealth Bank of Australia Secondary Share Offer Trust Fund</p> <p>CSL Limited Public Share Offer Trust Fund</p> <p>Commonwealth Bank of Australia 3 Public Share Offer T/A</p> |   |  | <p>Management Ltd is Trustee and other entities which are ultimately owned by those Trusts:</p> <p>-CFM Pooled Superannuation Trust</p> <p>-CFM International Equities Fund</p> <p>-CFM Property Fund</p> <p>-CFM Rural Investment Fund</p> <p>-Commonwealth Funds Management</p> <p>Pooled Superannuation Trust</p> <p>-101 Collins Street P/L</p> <p>-Baroona P/L</p> <p>-Besola P/L</p> <p>-Besonol P/L</p> <p>-Besula P/L</p> <p>-Besute P/L</p> <p>-Besuxu P/L</p> <p>-Betadi P/L</p> <p>-Betana P/L</p> <p>-Betado P/L</p> <p>-Beteli P/L</p> <p>-Betavu P/L</p> <p>-Betime P/L</p> <p>-Colly Cotton Ltd</p> <p>-Colly Farms Ltd</p> <p>-Colly Farms Management P/L</p> <p>-Colly Farms Properties P/L</p> <p>-Colly Houchin Trading Co.</p> <p>-Colly International Corp.(Foreign)P/L</p> <p>-Grosvenor Place P/L</p> <p>-Idameneo (NO.156) P/L</p> <p>-Idameneo (NO.158) P/L</p> <p>-The Colly Trust</p> | <p>100%</p> <p>Management Ltd (shares held by Minister on behalf of Commonwealth)</p> <p>-CFM (ADF) Ltd 100%</p> <p>-CFML Nominees P/L 100%</p> <p>-Total Risk Management P/L 100%</p> <p>Trusts for which Commonwealth Funds</p> <p>-CFM Retirement Fund</p> <p>-CFM Australian Equities Fund</p> <p>-CFM Fixed Interest Trust</p> <p>-CFM Cotton Fund</p> <p>-Commonwealth ADF</p> <p>-Australian Pastoral Co.P/L</p> <p>-Agriculture Australia P/L</p> <p>-Besoku P/L</p> <p>-Besome P/L</p> <p>-Besori P/L</p> <p>-Besuni P/L</p> <p>-Besuvo P/L</p> <p>-Betabu P/L</p> <p>-Betale P/L</p> <p>-Betaxo P/L</p> <p>-Beteken P/L</p> <p>-Betepa P/L</p> <p>-Betili P/L</p> <p>-Betinal P/L</p> <p>-Colly Farms Gin P/L</p> <p>-Colly Farms Marketing P/L</p> <p>-Colly Farms Risk Management P/L</p> <p>-Colly Farms Nominees P/L</p> <p>-Colly International Corp.P/L</p> <p>-Colly Land Management P/L</p> <p>-Idameneo (NO.145) P/L</p> <p>-Idameneo (NO.157) P/L</p> <p>-Idameneo (NO.159) P/L</p> <p>-The Tubbo Estate Co P/L</p> |
| Australian National Audit Office   | Australian National Audit Office - Services for other governments and non-departmental bodies |  |  |   |

Table 12 - Commonwealth Departments, Trusts, Other Agencies and Entities as at 30 June 1997 - continued

|  |  |  |                         |  |
|--|--|--|-------------------------|--|
| Commonwealth Superannuation Administration | OTM - Commonwealth Superannuation Administration<br>Commonwealth Superannuation Administration - Services for other governments and non-departmental bodies  |  | CSS Board and PSS Board |  |
| Administrative Services                    | OTM - Administrative Services<br>Administrative Services - Services for other governments and non-departmental bodies<br>COMCAR<br>Political Exchange Program<br>Media Commissions<br>Australian Property Group T/A<br>Campaign Reserve T/A<br>Business Services T/A   |  |                         |  |
| Australian Electoral Commission            | Australian Electoral Commission - Services for other governments and non-departmental bodies<br>OTM - Australian Electoral Commission  |  |                         |  |
| Foreign Affairs and Trade                  | OTM - Australian International Development Assistance Bureau<br>OTM - Foreign Affairs and Trade<br>Australia Abroad Council<br>Ministerial Publications<br>Foreign Affairs and Trade - Services for other governments and non-departmental bodies<br>Foreign Affairs and Trade (Austrade) - Services for other governments and non-departmental bodies<br>Australia-Indonesia Institute T/A<br>Australia-China Council T/A<br>Australia-France Endowment<br>Australia-Japan Fund<br>Australia-India Council T/A<br>Australia-Korea Foundation T/A<br>Australian International Development Assistance Bureau - Services for other governments and non-departmental bodies<br>Consular Services T/A<br>Grawemeyer Award T/A<br>National Trade and Investment Outlook Conference '95 T/A<br>National Trade and Investment Outlook Conference '96 Reserve<br>Australia-New Zealand Foundation<br>Australian Centre for International Agricultural Research Trust Account | Australian International Development Assistance Bureau<br>Australia-Japan Foundation |                         |  |



Table 12 - Commonwealth Departments, Trusts, Other Agencies and Entities as at 30 June 1997 - continued

|  |  |  |  |  |   |
|--|--|--|--|--|---|
| Australian Secret Intelligence Service (NSI)<br>Health and Family Services | OTM - Health and Family Services<br>The Nationally Funded Medical Specialty Centres<br>Therapeutic Goods Administration<br>Nursing Homes Sales<br>National Child Care Strategy<br>-Australian Capital Territory<br>-New South Wales<br>-Northern Territory<br>-Queensland<br>-South Australia<br>-Tasmania<br>-Victoria<br>-Western Australia<br>Australian Government Health Service<br>The Health and Community Services Ministerial Council Trust Account<br>Human Pituitary Hormones T/A<br>Health and Family Services - Services for other governments and non-departmental bodies<br>Department of Health and Family Services<br>Rehabilitation Services<br>Medical Research Endowment Fund<br>Endowments - Health |  |  | Australian Institute of Health and Welfare<br>Health Insurance Commission<br>-Medicare<br>-Pharmaceutical Benefits<br>National Food Authority<br>Australian Hearing Services Authority<br>Australian Institute of Family Studies       | Health Insurance Commission<br>-Medibank Private<br>National Health and Medical Research Council<br>Private Health Insurance Administration Council<br>Health Insurance Commission<br>-Truck Dock P/L 50%<br>National Hearing Aid Systems P/L 50% |
| Professional Services Review   |  |  |  |  |   |
| Immigration and Multicultural Affairs                                      | OTM - Immigration and Multicultural Affairs<br>Immigration and Multicultural Affairs - Services for other governments and non-departmental bodies (COMCARE)<br>Australian Population, Multicultural and Immigration Research Program T/A<br>Coal Mining Industry Long Service Leave<br>Provision of Payroll Services to National<br>Occupational Health and Safety Commission<br>Industrial Relations - Services for other governments and non-departmental bodies<br>OTM - Industrial Relations   | Immigration Review Tribunal<br>Refugee Review Tribunal |  |  | Committee for the Allocation of Loan Funds to Refugees in Centres<br>National Accreditation Authority for Translating and Interpreting<br>G<br>G  |
| Industrial Relations   |  | Remuneration Tribunal                                  |  | Australian Trade Union Training Authority<br>National Occupational Health and Safety Commission<br>Commission for the Safety, Rehabilitation and Compensation of Commonwealth Employees<br>Construction Industry Development Authority | Stevedoring Industry Finance Committee  |

Table 12 - Commonwealth Departments, Trusts, Other Agencies and Entities as at 30 June 1997 - continued

| Affirmative Action Agency      |  |   |  |  |
|--------------------------------|--|---|--|--|
| Australian Industrial Registry | Australian Industrial Registry - Services for other governments and non-departmental bodies              | Anti-Dumping Authority                      | Australian Institute of Marine Science                       | Export Finance & Insurance Corp. 100%              |
| Industry, Science and Tourism  | Industry, Science and Tourism - Projects for other governments and international bodies                  | Australian Industrial Property Organisation | National Standards Commission                                | Advance Australia Foundation G                     |
|                                | OTM - Industry, Science and Tourism Building Research  |   | Australian Tourist Commission                                | -Tracerco 49%                                      |
|                                | Australian Industrial Property Organisation  |   | Australian Nuclear Science and Technology Organisation       | -ACARRE 50%  |
|                                | Trust Account  |   | Commonwealth Scientific and Industrial Research Organisation | -Dunlea P/L 47%                                    |
|                                | Australian Industrial Property Organisation - Services for other governments and non-departmental bodies |   |  | -Gropep P/L 35.1%                                  |
|                                | Australian Building Codes Board  |   |  | -Preston Group Ltd 8.3%                            |
|                                | Industry, Science and Tourism - Services for other governments and non-departmental bodies               |   |  | -Geneshears P/L 34.7%                              |
|                                | OTM - Australian Industrial Property Organisation  |   |  | -Ceramic Fuel Cells Ltd G                          |
|                                | Housing Costs Action Program   |   |  | -Biomolecular Research Institute Ltd G             |
|                                | Bureau of Tourism Research T/A   |   |  | Australian Industry Development Corporation 100%   |
|                                |  |   |  |  |
|                                |  |   | -AIDC Ltd 100%   | -Financial Infrastructure Holdings (No.2) P/L 100% |
|                                |  |   | -Adeelaide Light Rail Company P/L 100%                       | -Inter Capital P/L 100%                            |
|                                |  |   | -AIDC Agribusiness P/L 100%                                  | -International Parking (Brisbane) P/L 100%         |
|                                |  |   | -AIDC Airports P/L 100%                                      | -International Parking (Liverpool) P/L 100%        |
|                                |  |   | (previously AIDC Staff Superannuation P/L)                   | -International Parking (Randwick) P/L 100%         |
|                                |  |   | -AIDC Australia Ltd 100%                                     | -International Parking (Sydney) P/L 100%           |
|                                |  |   | -AIDC Defence Holdings P/L 100%                              | -International Parking Group P/L 100%              |
|                                |  |   | -AIDC Equipment Finance Ltd 100%                             | -International Parking Investments P/L 100%        |
|                                |  |   | (previously AIDC Securities Ltd) P/L                         | -International Parking Management P/L 100%         |
|                                |  |   | -AIDC Executive Superannuation P/L 100%                      | -Liverpool Parking P/L 100%                        |
|                                |  |   | -AIDC Infrastructure Finance P/L 100%                        | -Managed Security Arrangers P/L 100%               |
|                                |  |   | -AIDC Investment Holdings Ltd 100%                           | -Millsite P/L 100%                                 |
|                                |  |   | -AIDC Investments Ltd 100%                                   | -Millsite No.2 P/L 100%                            |
|                                |  |   | -AIDC Investment Services Ltd 100%                           | P/L  |
|                                |  |   | -AIDC Leasing P/L 100%                                       |  |
|                                |  |   | -AIDC Metals Ltd 100%  |  |
|                                |  |   | -AIDC Power Pty Ltd 100%                                     |  |
|                                |  |   | -AIDC Securitisation P/L 100%                                |  |
|                                |  |   | -AIDC Telecommunications Fund Management P/L 100%            |  |





Table 12 - Commonwealth Departments, Trusts, Other Agencies and Entities as at 30 June 1997 - continued

|  |   |  |  |  |   |  |
|--|---|--|--|--|---|--|
| Prime Minister and Cabinet (contd)                           |   |  |  |  |   | -CDC Nominees (Mt Todd) P/L 100%<br>-CDC Nominees (TCTF) P/L 100%<br>-CDC Services P/L 100%<br>-Ngarrindjeri Community Orchard P/L 100%<br>-Torres Strait Islander Investment Corporation P/L 100%   |
| Commonwealth Ombudsman                                       |   |  |  |  |   |  |
| Office of the Inspector-General of Intelligence and Security |   |  |  |  |   |  |
| Office of National Assessments                               |   |  |  |  |   |  |
| Public Service Commissioner                                  | Public Service and Merit Protection Commission<br>Services for other governments and non-departmental bodies<br>The Public Sector Management Course T/A   |  |  |  |   |  |
| Social Security  | OTM - Social Security<br>Social Security - Victorian Government<br>Education Expense Allowance<br>Australian Housing Research Fund<br>National Housing Research Fund<br>Louisa Jane Cave Bequest Fund<br>Social Security - Services for other governments and non-departmental bodies     |  |  |  |   |  |
| Transport and Regional Development                           | Interstate Road Transport<br>OTM - Transport and Regional Development<br>Transport and Regional Development- Services for other governments and non-departmental bodies<br>Australian Land Transport Development<br>Federal Office of Road Safety - Research and Public Education Program |  |  |  |   | Australian National Railways Commission 100%<br>National Rail Corporation 70%<br>Australian Maritime Safety Authority 100%<br>Albury-Wodonga Development Corporation 98.6%<br>Federal Airports Corporation 100%<br>-Airports Australia P/L 100%<br>-FAC Investments P/L 100%<br>-FAC Superannuation Fund P/L 100%<br>-Airport Fine Foods P/L 52.5%<br>Airservices Australia 100%<br>Civil Aviation Authority 100%# |
|  |   |  |  |  | ANL Ltd 100%<br>-ANL (New Zealand) Ltd 100% | -Moreton Equipment and Services Co. P/L 100%   |

Table 12 - Commonwealth Departments, Trusts, Other Agencies and Entities as at 30 June 1997 - continued

|  |   |  |  |  |  |  |  |
|--|---|--|--|--|--|--|--|
| Transport and Regional Development (contd)     |   |  |  | -ANL (South Australia) P/L<br>-ANL Cargo Operations P/L<br>-ANL Maritime Services Ltd<br>-ANL Searoad Holdings P/L<br>-ANL Shipping Services Pte Ltd<br>-ANL Stevedoring P/L<br>-Australian Progress Ltd<br>-Australian Progress Finance Ltd<br>-Australian Transport Technology Solutions Ltd<br>-Gateway Holdings P/L<br>-Marine Management Services P/L | 100%<br>100%<br>100%<br>100%<br>100%<br>100%<br>100%<br>100%<br>100%<br>100%<br>100% | -Quality Container Management P/L<br>-Rendsburg P/L<br>-River Boyne Chartering Ltd<br>-River Boyne Finance Ltd<br>-River Embley Chartering Ltd<br>-River Embley Finance Ltd<br>-Trans-United P/L<br>-Maritime Agencies of Western Australian P/L<br>-Portside United P/L | 100%<br>100%<br>100%<br>100%<br>100%<br>100%<br>100%<br>50%<br>50% |
| Treasury                                       | OTM - Treasury<br>OTM - Royal Australian Mint<br>Trustee Companies (A.C.T.) Deposits<br>Royal Australian Mint and Coinage T/A<br>Treasury - Services for other governments and non-departmental bodies<br>Treasury - Services for other governments and non-departmental bodies (Australian Securities Commission)<br>Loan Consolidation and Investment Reserve<br>Unclaimed Moneys (Trading Banks)<br>Debt Retirement Reserve T/A  |  |  | Co-operative Companies and Securities Scheme<br>Australian Securities Commission Companies and Securities Advisory Committee   | 100%<br>100%   | Royal Australian Mint<br>Housing Loans Insurance Corp.   | 100%   |
| Australian Bureau of Statistics                | OTM - Australian Bureau of Statistics<br>Australian Bureau of Statistics - Services for other governments and non-departmental bodies   |  |  |  |  |  |  |
| Australian Competition and Consumer Commission | Australian Competition and Consumer Commission - Services for other governments and non-departmental bodies<br>OTM - Australian Competition and Consumer Commission<br>Australian Competition and Consumer Commission Law Enforcement Projects<br>OTM - Australian Taxation Office<br>Child Support T/A<br>Training Guarantee Fund<br>Superannuation Holding Accounts Reserve<br>Australian Taxation Office - Services for other governments and non-departmental bodies<br>Australian Taxation Office Law Enforcement Projects |  |  |  |  |  |  |

Table 12 - Commonwealth Departments, Trusts, Other Agencies and Entities as at 30 June 1997 - continued

|   |  |  |  |  |  |
|---|--|--|--|--|--|
| Economic Planning<br>Advisory Commission      |  |  |  |  |  |
| Industry Commission                           | Industry Commission - Services for other<br>governments and non-departmental bodies<br>(COMCARE)   |  |  |  |  |
| Insurance and<br>Superannuation<br>Commission | OTM - Insurance and Superannuation<br>Lloyd's Deposit<br>Insurance and Superannuation Commission<br>Law Enforcement Projects<br>Insurance and Superannuation Commission -<br>Services for other governments and non-<br>departmental bodies<br>Superannuation Protection Account |  |  |  |  |
| National Competition<br>Council               |  |  |  |  |  |





# Series Titles

Titles published in the financial year 1997-98

Audit Report No.1  
Audit Activity Report: Jan-Jun 1997  
Summary of Audit Outcomes

Audit Report No.2 Performance Audit  
Government Business Enterprise  
Monitoring Practices  
Selected Agencies

Audit Report No.3 Performance Audit  
Program Evaluation in the Australian Public  
Service

Audit Report No.4 Performance Audit  
Service Delivery in Radio and  
Telecommunications  
Australian Telecommunications Authority  
and Spectrum Management Agency

Audit Report No.5 Performance Audit  
Performance Management of Defence  
Inventory  
Defence Quality Assurance (preliminary  
study)

Audit Report No.6 Performance Audit  
Risk Management in Commercial  
Compliance  
Australian Customs Service

Audit Report No.7 Follow-up Audit  
Immigration Compliance Function  
Department of Immigration and Ethnic  
Affairs

Audit Report No.8 Performance Audit  
The Management of Occupational Stress in  
Commonwealth Employment

Audit Report No.9 Performance Audit  
Management of Telecommunications  
Services in Selected Agencies

Audit Report No.10 Performance Audit  
Aspects of Corporate Governance  
The Australian Tourist Commission

Audit Report No.11 Performance Audit  
AUSTUDY  
Department of Employment, Education,  
Training and Youth Affairs

Audit Report No.12 Performance Audit  
The Pharmaceutical Benefits Scheme  
Department of Health and Family Services

Audit Report No.13 Performance Audit  
Third Tranche Sale of the Commonwealth  
Bank of Australia

Audit Report No.14 Financial Control and  
Administration Audit  
Official Travel by Public Sector Employees

Audit Report No.15 Financial Control and  
Administration Audit  
Internet Security Management

Audit Report No.16 Performance Audit  
Equity in Employment in the Australian  
Public Service  
PSMPC and other agencies

Audit Report No.17 Performance Audit  
Sydney Airport Noise Amelioration Program  
Department of Transport and Regional  
Development

Audit Report No.18 Performance Audit  
Management of the Implementation of the  
New Commonwealth Services Delivery  
Arrangements  
Centrelink

Audit Report No.19 Performance Audit  
Risk Management in ATO Small Business  
Income  
Australian Taxation Office

Audit Report No.20 Performance Audit  
Sales Tax  
Australian Taxation Office

Audit Report No.21 Financial Control and  
Administration Audit  
Protective Security

Audit Report No.22 Financial Statements  
Audit  
Audits of the Financial Statements of  
Commonwealth Entities for 1996-97

Audit Report No.23 Performance Audit  
Ministerial Travel Claims

Audit Report No.24 Performance Audit  
Matters Relevant to a Contract with South  
Pacific Cruise Lines Ltd  
Department of Education, Employment,  
Training and Youth Affairs

Audit Report No.25 Performance Audit  
The Gun Buy-Back Scheme  
Attorney-General's Department

Audit Report No.26 Performance Audit  
Strategic and Operational Management  
National Registration Authority for  
Agricultural and Veterinary Chemicals

Audit Report No.27 Performance Audit  
Managing the Year 2000 Problem  
Risk Assessment and Management in  
Commonwealth Agencies

Audit Report No.28 Performance Audit  
Contracting Arrangements for Agencies' Air  
Travel

Audit Report No. 29 Financial Control and  
Administration Audit  
Management of Accounts Receivable

Audit Report No.30 Performance Audit  
Evaluation Processes for the Selection of  
- Records Management Systems  
- Internet Access Services  
For the Commonwealth  
Office of Government Information  
Technology